

THE FIGURE SKATING FEDERATION OF RUSSIA



**International Figure Skating Competitions
ROSTELECOM CRYSTAL SKATE 2015**

P R O T O C O L



Saransk

Russia

April 4-6, 2015



International Figure Skating Competition ROSTELECOM CRYSTAL SKATE 2015



April 4-6, 2015

Saransk / RUS

Protocol

of the

**International Figure Skating Competition
ROSTELECOM CRYSTAL SKATE 2015**

organized by the

Russian Figure Skating Federation

held in

Saransk / Russia

April 4 – 6, 2015

The events of the Competition took place at the

“Ice Palace of Republic Mordovia”

An artificial and heated indoor ice surface.



International Figure Skating Competition
ROSTELECOM CRYSTAL SKATE 2015
 April 4-6, 2015 Saransk / RUS



Time Shedule

Date	Time	Event
Friday, April 3	All day	Official Practice
Saturday, April 4	All day	Official Practice
	17.00	Referees, Technical Controllers, Technical Specialists Meeting
	17.40	Judges Meeting
	19.00	Skaters Draws
Sunday, April 5	08.00	Official Practice
	13.00	Opening Ceremony
	13.45	Boys, Advanced Novices, Short Program
	14.45	Girls, Advanced Novices, Short Program
	15.45	Men, Junior, Short Program
	16.25	Ladies, Junior, Short Program
	17.40	Ice Dance, Advanced Novice, 2 Pattern Dances
	19.05	Ice Dance, Junior, Short Dance
Monday, April 6	07.00	Official Practice
	12.30	Boys, Advanced Novice, Free Skating
	13.40	Girls, Advanced Novice, Free Skating
	14.50	Men, Junior, Free Skating
	15.40	Ladies, Junior, Free Skating
	17.05	Ice Dance, Advanced Novice, Free Dance
	17.45	Ice Dance, Junior, Free Dance
	18.30	Prize Awarding



International Figure Skating Competition ROSTELECOM CRYSTAL SKATE 2015



April 4-6, 2015

Saransk / RUS

THE ORGANIZING COMMITTEE:

Technical director - Mr. Alexander LAKERNIK
Deputy technical director - Ms. Olga KOZHEMYAKINA

ISU EVENT OFFICIALS:

BOYS, ADVANCED NOVICE

Referee Mr. Alexander GOROJDANOV
Technical Controller Mr. Vladislav PETUKHOV
Technical Specialist Ms. Natalia LEBEDEVA
Assistant Technical Specialist Mr. Sarkis TEWANIAN
Data Operator Ms. Alexandra KORCHAGINA
Replay Operator Mr. Alexander KUZNETSOV

GIRLS, ADVANCED NOVICE

Referee Mr. Alexander GOROJDANOV
Technical Controller Mr. Vladislav PETUKHOV
Technical Specialist Mr. Sarkis TEWANIAN
Assistant Technical Specialist Ms. Natalia LEBEDEVA
Data Operator Mr. Alexander KUZNETSOV
Replay Operator Ms. Alexandra KORCHAGINA

MEN, JUNIORS

Referee Mr. Alexander GOROJDANOV
Technical Controller Mr. Vladislav PETUKHOV
Technical Specialist Ms. Natalia LEBEDEVA
Assistant Technical Specialist Mr. Sarkis TEWANIAN
Data Operator Ms. Alexandra KORCHAGINA
Replay Operator Mr. Alexander KUZNETSOV

LADIES, JUNIORS

Referee Mr. Alexander GOROJDANOV
Technical Controller Mr. Vladislav PETUKHOV
Technical Specialist Mr. Sarkis TEWANIAN
Assistant Technical Specialist Ms. Natalia LEBEDEVA
Data Operator Mr. Alexander KUZNETSOV
Replay Operator Ms. Alexandra KORCHAGINA

ICE DANCE, ADVANCED NOVICE

Referee Ms. Lolita LABUNSKAYA
Technical Controller Mr. Alexander GORSHKOV
Technical Specialist Ms. Aliko STERGIADU
Assistant Technical Specialist Ms. Julia KOMLEVA
Data Operator Mr. Alexander KUZNETSOV
Replay Operator Ms. Alexandra KORCHAGINA

ICE DANCE, JUNIORS

Referee Ms. Lolita LABUNSKAYA
Technical Controller Mr. Alexander GORSHKOV
Technical Specialist Ms. Julia KOMLEVA
Assistant Technical Specialist Ms. Aliko STERGIADU
Data Operator Mr. Alexander KUZNETSOV
Replay Operator Ms. Alexandra KORCHAGINA



International Figure Skating Competition
ROSTELECOM CRYSTAL SKATE 2015
April 4-6, 2015 Saransk / RUS



Participating ISU Members and Entries

Member		Boys, Advanced Novice	Girls, Advanced Novice	Men, Junior	Ladies, Junior	Ice Dance, Advanced Novice	Ice Dance, Junior	Total
Armenia	ARM	0	0	1	0	0	0	1
Belarus	BLR	0	0	0	0	1	1	2
Estonia	EST	1	0	1	2	0	0	4
Georgia	GEO	0	0	1	0	0	0	1
Kazakhstan	KAZ	1	0	0	0	0	0	1
Kyrgyz Republic	KGZ	1	3	0	1	0	0	5
Lithuania	LTU	0	0	0	1	0	1	2
Russia	RUS	4	3	3	3	3	2	18
Uzbekistan	UZB	1	1	0	0	0	0	2
		8	7	6	7	4	4	36
Nations	9	5	3	4	4	2	3	

Rostelecom Crystal Skate 2015

PANEL OF JUDGES

BOYS, ADVANCED NOVICES

Officials

Technical Controller	Mr. Vladislav PETUKHOV	ISU
Technical Specialist	Ms. Natalia LEBEDEVA	ISU
Assistant Technical Specialist	Mr. Sarkis TEWANIAN	ISU

Judges

Referee	Mr. Alexander GOROJDANOV	BLR
Judge No.1	Ms. Tatiana YORDANOVA	BUL
Judge No.2	Mr. Alexsei SHIRSHOV	BLR
Judge No.3	Ms. Saodat NUMANOVA	UZB
Judge No.4	Ms. Lolita LABUNSKAYA	RUS
Judge No.5	Mr. Yuriy GUSKOV	KAZ

Data/Replay Operator

Data Operator	Ms. Alexandra KORCHAGINA	RUS
Replay Operator	Mr. Alexander KUZNETSOV	RUS

Rostelecom Crystal Skate 2015

RESULTS

BOYS, ADVANCED NOVICES FINAL RESULT

Pl.	Name	Nation	Total Score	SP	FS
1	Egor RUKHIN Russia	RUS	125,25	1	3
2	Semen BASS Russia	RUS	125,20	2	2
3	Vladislav DIKIDZHI Russia	RUS	125,16	3	1
4	Artem TIMAKIN Russia	RUS	98,97	5	4
5	Mihhail SELEVKO Estonia	EST	90,37	4	5
6	Rakhat BRALIN Kazakhstan	KAZ	79,26	6	6
7	Danil SVETLICHNYI Kyrgyzstan	KGZ	69,86	7	7
8	Jamshid TASHMUKHAMEDOV Uzbekistan	UZB	48,13	8	8

Mr. Alexandre GOROJDANOV BLR

Referee

Printed: 06.04.2015 13:31:30

Mr. Vladislav PETUKHOV ISU

Technical Controller

BOYS, ADVANCED NOVICES

RESULT DETAILS SHORT PROGRAM

Pl.	Name	Nation	Total Segment Score =	Total Element Score +	Tot. Prog. Comp. Score * +	SS	TR	PE	IN	Deduct. -	
1	Egor RUKHIN	RUS	46.53	27.33	19.20	5.42	5.08	5.58	0.00	5.25	0.00
2	Semen BASS	RUS	44.91	26.76	18.15	5.00	4.83	5.08	0.00	5.25	0.00
3	Vladislav DIKIDZHI	RUS	42.04	24.50	18.54	5.17	4.92	5.25	0.00	5.25	1.00
4	Mihhail SELEVKO	EST	34.22	17.80	16.42	4.67	4.50	4.58	0.00	4.50	0.00
5	Artem TIMAKIN	RUS	33.55	16.27	19.28	5.50	5.25	5.17	0.00	5.50	2.00
6	Rakhat BRALIN	KAZ	29.40	12.90	16.50	4.58	4.42	4.67	0.00	4.67	0.00
7	Danil SVETLICHNYI	KGZ	21.93	9.27	13.66	3.92	3.67	3.67	0.00	3.92	1.00
8	Jamshid TASHMUKHAMEDOV	UZB	15.60	5.90	11.70	3.33	3.17	3.17	0.00	3.33	2.00

SS = Skating Skills

TR = Transitions

PE = Performance/Execution

IN = Interpretation

* = factored score

Printed: 05.04.2015 14:40:07

Rostelecom Crystal Skate 2015

BOYS, ADVANCED NOVICES SHORT PROGRAM

JUDGES DETAILS PER SKATER

Rank	Name	Nation	Starting Number	Total Segment Score	Total Element Score	Total Program Component Score (factored)	Total Deductions
1	Egor RUKHIN	RUS	3	46.53	27.33	19.20	0.00

#	Executed Elements	Info	Base Value	GOE	J1	J2	J3	J4	J5	J6	J7	J8	J9	Ref	Scores of Panel
1	3Lz+2T		7.30	0.00	0	1	0	0	0						7.30
2	3Lo		5.10	0.23	0	0	1	1	0						5.33
3	CCoSp3p3		3.00	1.00	2	2	1	2	2						4.00
4	StSq3		3.30	0.50	1	1	1	1	1						3.80
5	2A		3.30	0.50	1	1	1	1	1						3.80
6	CSSp3		2.60	0.50	1	1	1	1	1						3.10
			24.60												27.33
	Program Components			Factor											
	Skating Skills			0.90	5.75	6.00	5.25	5.25	5.00						5.42
	Transitions			0.90	5.50	6.00	5.00	4.75	4.75						5.08
	Performance/Execution			0.90	5.75	6.25	5.50	5.50	5.25						5.58
	Interpretation			0.90	5.50	6.00	5.25	5.00	5.00						5.25
	Judges Total Program Component Score (factored)														19.20

Deductions	0.00
-------------------	-------------

Rank	Name	Nation	Starting Number	Total Segment Score	Total Element Score	Total Program Component Score (factored)	Total Deductions
2	Semen BASS	RUS	5	44.91	26.76	18.15	0.00

#	Executed Elements	Info	Base Value	GOE	J1	J2	J3	J4	J5	J6	J7	J8	J9	Ref	Scores of Panel
1	3Lz+2T		7.30	0.23	0	0	0	1	1						7.53
2	3F		5.30	0.23	0	0	1	1	0						5.53
3	CSSp3		2.60	0.50	0	1	1	1	1						3.10
4	2A		3.30	0.33	1	0	1	1	0						3.63
5	StSq3		3.30	0.50	0	1	1	1	1						3.80
6	CCoSp3p3		3.00	0.17	0	0	0	1	1						3.17
			24.80												26.76
	Program Components			Factor											
	Skating Skills			0.90	5.00	5.00	5.50	5.00	5.00						5.00
	Transitions			0.90	4.75	4.75	5.25	5.00	4.75						4.83
	Performance/Execution			0.90	4.75	4.75	5.50	5.25	5.25						5.08
	Interpretation			0.90	5.00	4.75	5.50	5.50	5.25						5.25
	Judges Total Program Component Score (factored)														18.15

Deductions	0.00
-------------------	-------------

Rank	Name	Nation	Starting Number	Total Segment Score	Total Element Score	Total Program Component Score (factored)	Total Deductions
3	Vladislav DIKIDZHI	RUS	1	42.04	24.50	18.54	1.00

#	Executed Elements	Info	Base Value	GOE	J1	J2	J3	J4	J5	J6	J7	J8	J9	Ref	Scores of Panel
1	3Lz+2T		7.30	0.70	1	1	1	1	1						8.00
2	3F		5.30	0.00	1	0	0	0	0						5.30
3	CSSp2		2.30	0.50	2	1	1	1	1						2.80
4	2A		3.30	-1.50	-3	-3	-3	-3	-3						1.80
5	StSq2		2.60	0.50	1	1	1	1	1						3.10
6	CCoSp3p3		3.00	0.50	1	1	1	1	1						3.50
			23.80												24.50
	Program Components			Factor											
	Skating Skills			0.90	5.25	5.25	5.00	5.25	5.00						5.17
	Transitions			0.90	5.00	5.00	4.75	5.00	4.75						4.92
	Performance/Execution			0.90	5.25	5.25	5.25	5.25	5.25						5.25
	Interpretation			0.90	5.25	5.25	5.25	5.25	5.00						5.25
	Judges Total Program Component Score (factored)														18.54

Deductions	Falls: -1.00	-1.00
-------------------	--------------	--------------

Rostelecom Crystal Skate 2015

BOYS, ADVANCED NOVICES SHORT PROGRAM

JUDGES DETAILS PER SKATER

Rank	Name	Nation	Starting Number	Total Segment Score	Total Element Score	Program Score (factored)	Total Component Score (factored)	Total Deductions
7	Daniil SVETLICHNYI	KGZ	4	21.93	9.27		13.66	1.00

#	Executed Elements	Info	Base Value	GOE	J1	J2	J3	J4	J5	J6	J7	J8	J9	Ref	Scores of Panel
1	2A<<	<<	1.10	-0.60	-3	-3	-3	-3	-3						0.50
2	CCoSp2p3		2.10	0.17	0	0	0	1	1						2.27
3	2Lze	e	1.50	-0.40	-1	-1	-2	-1	-2						1.10
4	CSSp3		2.60	0.50	1	0	1	1	1						3.10
5	2F+2Lo<	<	3.20	-0.90	-3	-3	-3	-3	-3						2.30
6	StSq		0.00	0.00	-	-	-	-	-						0.00
			10.50												9.27
Program Components			Factor												
Skating Skills			0.90			3.50	3.75	3.50	4.50	4.50					3.92
Transitions			0.90			3.50	3.50	3.00	4.25	4.00					3.67
Performance/Execution			0.90			3.25	3.50	3.50	4.00	4.50					3.67
Interpretation			0.90			3.75	3.75	3.25	4.25	4.25					3.92
Judges Total Program Component Score (factored)															13.66

Deductions	Falls: -1.00	-1.00
-------------------	--------------	--------------

< Under-rotated jump << Downgraded jump e Wrong edge

Rank	Name	Nation	Starting Number	Total Segment Score	Total Element Score	Program Score (factored)	Total Component Score (factored)	Total Deductions
8	Jamshid TASHMUKHAMEDOV	UZB	6	15.60	5.90		11.70	2.00

#	Executed Elements	Info	Base Value	GOE	J1	J2	J3	J4	J5	J6	J7	J8	J9	Ref	Scores of Panel
1	CCoSp2p1		1.40	0.00	0	0	0	0	0						1.40
2	2S<<	<<	0.40	-0.30	-3	-3	-3	-3	-3						0.10
3	StSqB		1.50	0.00	0	0	0	0	0						1.50
4	2F<<+Lo*	*	0.50	-0.30	-3	-3	-3	-3	-3						0.20
5	CSSpB		1.60	0.00	0	0	0	0	0						1.60
6	1A		1.10	0.00	0	0	0	0	0						1.10
			6.50												5.90
Program Components			Factor												
Skating Skills			0.90			3.25	3.25	3.00	3.50	4.00					3.33
Transitions			0.90			3.00	3.00	2.75	3.50	3.75					3.17
Performance/Execution			0.90			3.00	3.00	3.25	3.25	3.75					3.17
Interpretation			0.90			3.25	3.00	3.25	3.50	4.00					3.33
Judges Total Program Component Score (factored)															11.70

Deductions	Time violation: -1.00	Falls: -1.00	-2.00
-------------------	-----------------------	--------------	--------------

<< Downgraded jump * Invalid element

printed: 05.04.2015 14:40:13

BOYS, ADVANCED NOVICES

RESULT DETAILS FREE SKATING

Pl.	Name	Nation	Total Segment Score =	Total Element Score +	Tot. Prog. Comp. Score * +	SS	TR	PE	IN	Deduct. -	
1	Vladislav DIKIDZHI	RUS	83.12	46.49	37.63	5.33	5.08	5.25	0.00	5.25	1.00
2	Semen BASS	RUS	80.29	42.63	37.66	5.17	5.00	5.33	0.00	5.42	0.00
3	Egor RUKHIN	RUS	78.72	41.30	38.42	5.42	5.25	5.25	0.00	5.42	1.00
4	Artem TIMAKIN	RUS	65.42	29.07	37.35	5.33	5.00	5.17	0.00	5.25	1.00
5	Mihhail SELEVKO	EST	56.15	25.10	31.05	4.50	4.25	4.25	0.00	4.25	0.00
6	Rakhat BRALIN	KAZ	49.86	17.01	32.85	4.75	4.42	4.58	0.00	4.50	0.00
7	Danil SVETLICHNYI	KGZ	47.93	19.86	28.07	3.92	3.75	3.92	0.00	4.00	0.00
8	Jamshid TASHMUKHAMEDOV	UZB	32.53	9.51	24.02	3.42	3.17	3.33	0.00	3.42	1.00

SS = Skating Skills

TR = Transitions

PE = Performance/Execution

IN = Interpretation

* = factored score

Printed: 06.04.2015 13:31:40

Rostelecom Crystal Skate 2015

BOYS, ADVANCED NOVICES FREE SKATING

JUDGES DETAILS PER SKATER

Rank	Name	Nation	Starting Number	Total Segment Score	Total Element Score	Program Score (factored)	Total Component Score (factored)	Total Deductions
1	Vladislav DIKIDZHI	RUS	7	83.12	46.49		37.63	1.00

#	Executed Elements	Info	Base Value	GOE	J1	J2	J3	J4	J5	J6	J7	J8	J9	Ref	Scores of Panel
1	3Lz+2T		7.30	0.00	0	0	0	-1	0						7.30
2	3Lz		6.00	0.70	1	1	1	1	0						6.70
3	3F+2T		6.60	-0.47	-1	-1	0	-1	0						6.13
4	FSSp1V1		1.40	0.33	0	0	1	1	1						1.73
5	3F		5.30	0.23	0	1	0	1	0						5.53
6	3S		4.20	0.70	1	1	1	1	0						4.90
7	3Lo		5.10	0.00	0	0	0	1	0						5.10
8	StSq3		3.30	0.50	1	1	1	1	1						3.80
9	2A		3.30	-1.50	-3	-3	-3	-3	-2						1.80
10	CCoSp3p3		3.00	0.50	1	1	1	1	1						3.50
			45.50												46.49
	Program Components			Factor											
	Skating Skills			1.80	5.50	5.50	5.25	5.25	5.25						5.33
	Transitions			1.80	5.25	5.25	5.00	5.00	5.00						5.08
	Performance/Execution			1.80	5.25	5.25	5.25	5.00	5.25						5.25
	Interpretation			1.80	5.25	5.50	5.25	5.25	5.00						5.25
	Judges Total Program Component Score (factored)														37.63

Deductions	Falls: -1.00	-1.00
-------------------	--------------	--------------

Rank	Name	Nation	Starting Number	Total Segment Score	Total Element Score	Program Score (factored)	Total Component Score (factored)	Total Deductions
2	Semen BASS	RUS	5	80.29	42.63		37.66	0.00

#	Executed Elements	Info	Base Value	GOE	J1	J2	J3	J4	J5	J6	J7	J8	J9	Ref	Scores of Panel
1	3F	!	5.30	-1.40	-2	-2	-2	-2	-2						3.90
2	3Lz		6.00	-0.70	-1	-1	-1	-1	-2						5.30
3	3S		4.20	0.47	1	0	1	1	0						4.67
4	FSSp3		2.60	0.50	1	1	1	1	1						3.10
5	2A		3.30	0.33	1	1	0	1	0						3.63
6	3T+2T		5.40	0.47	1	0	1	1	0						5.87
7	2A+2T		4.60	0.33	0	1	1	1	0						4.93
8	StSq3		3.30	0.33	0	0	1	1	1						3.63
9	3T		4.10	0.00	0	0	0	1	0						4.10
10	CCoSp3p3		3.00	0.50	1	1	1	1	1						3.50
			41.80												42.63
	Program Components			Factor											
	Skating Skills			1.80	5.75	5.00	5.25	5.00	5.25						5.17
	Transitions			1.80	5.50	4.75	5.00	5.00	5.00						5.00
	Performance/Execution			1.80	5.50	5.00	5.50	5.25	5.25						5.33
	Interpretation			1.80	5.75	5.00	5.50	5.50	5.25						5.42
	Judges Total Program Component Score (factored)														37.66

Deductions		0.00
-------------------	--	-------------

! Not clear edge

Rostelecom Crystal Skate 2015

BOYS, ADVANCED NOVICES FREE SKATING

JUDGES DETAILS PER SKATER

Rank	Name	Nation	Starting Number	Total Segment Score	Total Element Score	Program Score (factored)	Total Component Score (factored)	Total Deductions
3	Egor RUKHIN	RUS	8	78.72	41.30		38.42	1.00

#	Executed Elements	Info	Base Value	GOE	J1	J2	J3	J4	J5	J6	J7	J8	J9	Ref	Scores of Panel
1	3Lz		6.00	-2.10	-3	-3	-3	-3	-3						3.90
2	3T		4.10	0.00	0	0	0	1	0						4.10
3	3S		4.20	-0.70	-1	-1	-1	-1	-2						3.50
4	CCoSp3p3		3.00	1.00	1	2	2	2	2						4.00
5	3Lo		5.10	0.70	1	1	1	1	1						5.80
6	3S+2T		5.50	0.00	1	0	0	0	0						5.50
7	FCSSp2		2.30	0.00	0	0	0	0	0						2.30
8	StSq3		3.30	0.50	1	1	1	0	1						3.80
9	2A+2T		4.60	0.00	0	0	-1	0	0						4.60
10	2A		3.30	0.50	1	1	1	1	0						3.80
			41.40												41.30
	Program Components			Factor											
	Skating Skills			1.80	5.50	5.50	5.50	5.25	5.25						5.42
	Transitions			1.80	5.50	5.50	5.25	5.00	5.00						5.25
	Performance/Execution			1.80	5.75	5.25	5.25	4.75	5.25						5.25
	Interpretation			1.80	5.50	5.50	5.25	5.00	5.50						5.42
	Judges Total Program Component Score (factored)														38.42

Deductions	Falls: -1.00	-1.00
-------------------	--------------	--------------

Rank	Name	Nation	Starting Number	Total Segment Score	Total Element Score	Program Score (factored)	Total Component Score (factored)	Total Deductions
4	Artem TIMAKIN	RUS	2	65.42	29.07		37.35	1.00

#	Executed Elements	Info	Base Value	GOE	J1	J2	J3	J4	J5	J6	J7	J8	J9	Ref	Scores of Panel
1	3S		4.20	-2.10	-3	-3	-3	-3	-3						2.10
2	3T<	<	3.00	-1.63	-3	-2	-2	-2	-3						1.37
3	2A+2T		4.60	0.17	0	1	0	1	0						4.77
4	CCoSp3p3		3.00	0.50	1	1	1	1	1						3.50
5	2Lz		2.10	0.20	1	1	0	1	0						2.30
6	FSSp3		2.60	0.50	1	1	1	1	1						3.10
7	StSq3		3.30	0.83	1	2	2	2	1						4.13
8	2F	!	1.90	0.00	0	0	-1	0	0						1.90
9	2Lz+2Lo<<	<<	2.60	-0.50	-2	-2	-1	-2	-1						2.10
10	2A		3.30	0.50	1	1	1	1	0						3.80
			30.60												29.07
	Program Components			Factor											
	Skating Skills			1.80	5.50	5.75	5.00	5.25	5.25						5.33
	Transitions			1.80	5.00	5.50	4.75	5.00	5.00						5.00
	Performance/Execution			1.80	5.25	5.75	5.25	5.00	5.00						5.17
	Interpretation			1.80	5.50	5.75	5.25	5.00	5.00						5.25
	Judges Total Program Component Score (factored)														37.35

Deductions	Falls: -1.00	-1.00
-------------------	--------------	--------------

< Under-rotated jump << Downgraded jump ! Not clear edge

Rostelecom Crystal Skate 2015

BOYS, ADVANCED NOVICES FREE SKATING

JUDGES DETAILS PER SKATER

Rank	Name	Nation	Starting Number	Total Segment Score	Total Element Score	Program Score (factored)	Total Component Score (factored)	Total Deductions
5	Mihhail SELEVKO	EST	6	56.15	25.10		31.05	0.00

#	Executed Elements	Info	Base Value	GOE	J1	J2	J3	J4	J5	J6	J7	J8	J9	Ref	Scores of Panel
1	2A		3.30	0.33	1	0	0	1	1						3.63
2	1S		0.40	-0.23	-2	-3	-3	-2	-2						0.17
3	FCCoSp2p3		2.10	0.00	0	0	0	0	0						2.10
4	StSq2		2.60	0.00	0	0	0	0	1						2.60
5	2F+2T		3.20	0.00	0	0	0	0	0						3.20
6	2A+2T		4.60	0.00	0	0	0	1	0						4.60
7	2Lz		2.10	0.00	0	0	0	0	0						2.10
8	2F		1.90	0.00	0	0	0	0	0						1.90
9	2Lo		1.80	0.00	0	0	0	0	0						1.80
10	CCoSp3p3		3.00	0.00	0	0	0	0	0						3.00
			25.00												25.10
	Program Components			Factor											
	Skating Skills			1.80	4.50	4.50	4.50	4.50	4.75						4.50
	Transitions			1.80	4.00	4.25	4.25	4.25	4.50						4.25
	Performance/Execution			1.80	4.25	4.25	4.25	4.00	4.50						4.25
	Interpretation			1.80	4.25	4.25	4.25	4.00	4.75						4.25
	Judges Total Program Component Score (factored)														31.05

Deductions	0.00
-------------------	-------------

Rank	Name	Nation	Starting Number	Total Segment Score	Total Element Score	Program Score (factored)	Total Component Score (factored)	Total Deductions
6	Rakhat BRALIN	KAZ	1	49.86	17.01		32.85	0.00

#	Executed Elements	Info	Base Value	GOE	J1	J2	J3	J4	J5	J6	J7	J8	J9	Ref	Scores of Panel
1	1A		1.10	0.13	1	0	0	1	1						1.23
2	FCSp1		1.90	0.33	1	0	0	1	1						2.23
3	2Lo		1.80	0.00	0	0	0	0	0						1.80
4	2F		1.90	0.20	1	0	0	1	1						2.10
5	2Lo		1.80	-0.20	-1	-1	-1	0	0						1.60
6	2F+SEQ		1.52	-0.40	-1	-1	-2	0	-2						1.12
7	2S+2T		2.60	0.00	0	0	0	0	0						2.60
8	CCoSp2p3V1		1.80	-0.40	-1	-1	-2	-1	-2						1.40
9	StSq2		2.60	0.33	0	0	1	1	1						2.93
			17.02												17.01
	Program Components			Factor											
	Skating Skills			1.80	4.75	4.25	4.75	4.75	5.00						4.75
	Transitions			1.80	4.50	4.00	4.25	4.50	4.50						4.42
	Performance/Execution			1.80	4.75	4.25	4.25	5.00	4.75						4.58
	Interpretation			1.80	4.50	4.25	4.25	5.00	4.75						4.50
	Judges Total Program Component Score (factored)														32.85

Deductions	0.00
-------------------	-------------

Rostelecom Crystal Skate 2015

BOYS, ADVANCED NOVICES FREE SKATING

JUDGES DETAILS PER SKATER

Rank	Name	Nation	Starting Number	Total Segment Score	Total Element Score	Program Score (factored)	Total Component Score (factored)	Total Deductions
7	Daniil SVETLICHNYI	KGZ	3	47.93	19.86		28.07	0.00

#	Executed Elements	Info	Base Value	GOE	J1	J2	J3	J4	J5	J6	J7	J8	J9	Ref	Scores of Panel
1	2S+2Lo		3.10	0.00	0	-1	0	0	0						3.10
2	2F+1A+SEQ		2.40	0.00	0	0	0	0	0						2.40
3	2Lo		1.80	0.00	0	0	0	0	0						1.80
4	2F		1.90	0.00	0	0	0	0	0						1.90
5	1A		1.10	0.00	0	0	0	1	0						1.10
6	StSq1		1.80	0.00	0	0	0	0	1						1.80
7	CCoSp3p3		3.00	0.33	1	0	0	1	1						3.33
8	2T<<	<<	0.40	-0.20	-2	-3	-1	-2	-2						0.20
9	2S		1.30	0.00	0	0	0	0	0						1.30
10	FSSp3		2.60	0.33	1	1	0	0	1						2.93
			19.40												19.86
	Program Components			Factor											
	Skating Skills			1.80	3.50	4.00	3.50	4.25	4.75						3.92
	Transitions			1.80	3.50	3.75	3.25	4.00	4.50						3.75
	Performance/Execution			1.80	3.75	4.00	3.50	4.00	4.75						3.92
	Interpretation			1.80	3.75	4.00	3.25	4.25	4.75						4.00
	Judges Total Program Component Score (factored)														28.07

Deductions		0.00
-------------------	--	-------------

<< Downgraded jump

Rank	Name	Nation	Starting Number	Total Segment Score	Total Element Score	Program Score (factored)	Total Component Score (factored)	Total Deductions
8	Jamshid TASHMUKHAMEDOV	UZB	4	32.53	9.51		24.02	1.00

#	Executed Elements	Info	Base Value	GOE	J1	J2	J3	J4	J5	J6	J7	J8	J9	Ref	Scores of Panel
1	CCoSp3p1		2.00	0.00	0	0	0	0	0						2.00
2	2S<+1Lo<<+2F<*	*	0.00	0.00	-	-	-	-	-						0.00
3	FSSpBV1		1.20	-0.30	-1	-1	0	-1	-1						0.90
4	2F<	<	1.40	-0.90	-3	-3	-3	-3	-3						0.50
5	1A		1.10	0.00	0	0	0	0	0						1.10
6	2Lo<<+1A+SEQ	<<	1.28	-0.40	-2	-2	-1	-2	-3						0.88
7	1Lze	e	0.50	-0.10	-1	-1	-1	-1	0						0.40
8	2S		1.30	-0.07	3	-1	-1	0	0						1.23
9	StSqB		1.50	-0.10	0	-1	0	-1	0						1.40
10	2T		1.30	-0.20	-1	-1	-1	-1	0						1.10
			11.58												9.51
	Program Components			Factor											
	Skating Skills			1.80	3.25	3.25	3.25	3.75	3.75						3.42
	Transitions			1.80	3.00	3.00	3.00	3.50	3.75						3.17
	Performance/Execution			1.80	3.00	3.00	3.25	3.75	4.00						3.33
	Interpretation			1.80	3.00	3.25	3.25	4.00	3.75						3.42
	Judges Total Program Component Score (factored)														24.02

Deductions	Falls: -1.00	-1.00
-------------------	--------------	--------------

< Under-rotated jump << Downgraded jump * Invalid element e Wrong edge

printed: 06.04.2015 13:31:45

Rostelecom Crystal Skate 2015

PANEL OF JUDGES

GIRLS, ADVANCED NOVICES

Officials

Technical Controller	Mr. Vladislav PETUKHOV	ISU
Technical Specialist	Mr. Sarkis TEWANIAN	ISU
Assistant Technical Specialist	Ms. Natalia LEBEDEVA	ISU

Judges

Referee	Mr. Alexander GOROJDANOV	BLR
Judge No.1	Ms. Saodat NUMANOVA	UZB
Judge No.2	Ms. Svetlana KANDIBA	RUS
Judge No.3	Mr. Yuriy GUSKOV	KAZ
Judge No.4	Ms. Tatiana YORDANOVA	BUL
Judge No.5	Mr. Alexsei SHIRSHOV	BLR

Data/Replay Operator

Data Operator	Mr. Alexander KUZNETSOV	RUS
Replay Operator	Ms. Alexandra KORCHAGINA	RUS

Rostelecom Crystal Skate 2015

RESULTS

GIRLS, ADVANCED NOVICES FINAL RESULT

Pl.	Name	Nation	Total Score	SP	FS
1	Ekaterina MITROFANOVA Russia	RUS	136,17	1	1
2	Alina SOLOVYEVA Russia	RUS	134,57	2	2
3	Anna SCHERBAKOVA Russia	RUS	122,03	3	3
4	Violetta LI Kyrgyzstan	KGZ	71,29	4	5
5	Eva IAKOVLEVA Kyrgyzstan	KGZ	70,50	5	4
6	Varvara PETROVA Kyrgyzstan	KGZ	64,12	6	6
7	Komila FARAJAEVA Uzbekistan	UZB	57,53	7	7

Mr. Alexandre GOROJDANOV BLR

Referee

Printed: 06.04.2015 14:28:41

Mr. Vladislav PETUKHOV ISU

Technical Controller

GIRLS, ADVANCED NOVICES

RESULT DETAILS SHORT PROGRAM

Pl.	Name	Nation	Total Segment Score =	Total Element Score +	Tot. Prog. Comp. Score * +	SS	TR	PE	IN	Deduct. -	
1	Ekaterina MITROFANOVA	RUS	45.75	27.73	18.02	5.67	5.50	5.67	0.00	5.67	0.00
2	Alina SOLOVYEVA	RUS	44.93	25.93	19.00	6.00	5.67	6.08	0.00	6.00	0.00
3	Anna SCHERBAKOVA	RUS	39.93	23.47	17.46	5.58	5.33	5.42	0.00	5.50	1.00
4	Violetta LI	KGZ	26.57	12.57	14.00	4.42	4.17	4.33	0.00	4.58	0.00
5	Eva IAKOVLEVA	KGZ	25.70	12.70	13.00	4.25	3.92	4.00	0.00	4.08	0.00
6	Varvara PETROVA	KGZ	23.98	11.84	13.14	4.25	3.92	4.08	0.00	4.17	1.00
7	Komila FARAJAEVA	UZB	21.81	9.33	12.48	4.00	3.67	3.92	0.00	4.00	0.00

SS = Skating Skills

TR = Transitions

PE = Performance/Execution

IN = Interpretation

* = factored score

Printed: 05.04.2015 15:35:05

Rostelecom Crystal Skate 2015

GIRLS, ADVANCED NOVICES SHORT PROGRAM

JUDGES DETAILS PER SKATER

Rank	Name	Nation	Starting Number	Total Segment Score	Total Element Score	Program Component Score (factored)	Total Deductions
4	Violetta LI	KGZ	4	26.57	12.57	14.00	0.00

#	Executed Elements	Info	Base Value	GOE	J1	J2	J3	J4	J5	J6	J7	J8	J9	Ref	Scores of Panel
1	LSp1		1.50	0.50	1	1	1	1	1						2.00
2	2F+2T		3.20	0.00	0	0	0	0	0						3.20
3	CCoSp3p2		2.50	0.17	0	1	1	0	0						2.67
4	1A		1.10	0.00	0	0	0	0	0						1.10
5	2Lo		1.80	0.00	0	0	0	0	0						1.80
6	StSq1		1.80	0.00	0	0	1	0	0						1.80
			11.90												12.57
	Program Components			Factor											
	Skating Skills			0.80	4.25	4.50	4.75	4.50	4.25						4.42
	Transitions			0.80	4.00	4.25	4.50	4.25	4.00						4.17
	Performance/Execution			0.80	4.25	4.25	4.75	4.50	4.00						4.33
	Interpretation			0.80	4.00	4.75	4.75	4.50	4.50						4.58
	Judges Total Program Component Score (factored)														14.00

Deductions	0.00
-------------------	-------------

Rank	Name	Nation	Starting Number	Total Segment Score	Total Element Score	Program Component Score (factored)	Total Deductions
5	Eva IAKOVLEVA	KGZ	2	25.70	12.70	13.00	0.00

#	Executed Elements	Info	Base Value	GOE	J1	J2	J3	J4	J5	J6	J7	J8	J9	Ref	Scores of Panel
1	2F		1.90	0.00	0	0	0	0	0						1.90
2	CCoSp2p3		2.10	-0.30	-1	-1	-2	-1	-1						1.80
3	2Lo+2Lo		3.60	-0.30	-1	-1	-1	-1	-1						3.30
4	LSp3		2.40	0.33	1	0	1	1	0						2.73
5	1A		1.10	0.07	0	0	0	1	1						1.17
6	StSq1		1.80	0.00	0	0	0	0	0						1.80
			12.90												12.70
	Program Components			Factor											
	Skating Skills			0.80	4.25	4.00	4.25	4.50	4.25						4.25
	Transitions			0.80	4.00	3.75	3.75	4.25	4.00						3.92
	Performance/Execution			0.80	4.25	4.00	4.00	4.00	4.00						4.00
	Interpretation			0.80	4.25	4.25	4.00	4.00	4.00						4.08
	Judges Total Program Component Score (factored)														13.00

Deductions	0.00
-------------------	-------------

Rank	Name	Nation	Starting Number	Total Segment Score	Total Element Score	Program Component Score (factored)	Total Deductions
6	Varvara PETROVA	KGZ	6	23.98	11.84	13.14	1.00

#	Executed Elements	Info	Base Value	GOE	J1	J2	J3	J4	J5	J6	J7	J8	J9	Ref	Scores of Panel
1	2Lo+2Lo		3.60	-0.40	-1	-2	-1	-1	-2						3.20
2	2F		1.90	0.00	0	0	0	0	0						1.90
3	1A		1.10	0.07	0	1	0	1	0						1.17
4	LSp2		1.90	0.00	0	0	0	0	0						1.90
5	StSq1		1.80	0.17	0	1	1	0	0						1.97
6	CCoSp2p2		1.80	-0.10	-1	0	0	-1	0						1.70
			12.10												11.84
	Program Components			Factor											
	Skating Skills			0.80	4.00	4.50	4.25	4.25	4.25						4.25
	Transitions			0.80	3.75	4.00	4.00	3.75	4.00						3.92
	Performance/Execution			0.80	4.00	4.25	4.25	4.00	4.00						4.08
	Interpretation			0.80	4.00	4.75	4.25	4.25	4.00						4.17
	Judges Total Program Component Score (factored)														13.14

Deductions	Time violation: -1.00	-1.00
-------------------	-----------------------	--------------

Rostelecom Crystal Skate 2015

GIRLS, ADVANCED NOVICES SHORT PROGRAM

JUDGES DETAILS PER SKATER

Rank	Name	Nation	Starting Number	Total Segment Score	Total Element Score	Program Score (factored)	Total Component Score (factored)	Total Deductions
7	Komila FARAJAEVA	UZB	1	21.81	9.33		12.48	0.00

#	Executed Elements	Info	Base Value	GOE	J1	J2	J3	J4	J5	J6	J7	J8	J9	Ref	Scores of Panel
1	2F		1.90	0.00	0	0	0	0	0						1.90
2	CCoSp3p1		2.00	0.00	0	0	0	0	0						2.00
3	2S+2Lo<<	<<	1.80	-0.47	-2	-3	-3	-2	-2						1.33
4	LSp1		1.50	0.00	0	0	0	0	0						1.50
5	1A		1.10	0.00	1	0	0	0	0						1.10
6	StSqB		1.50	0.00	0	0	0	0	0						1.50
			9.80												9.33
	Program Components			Factor											
	Skating Skills			0.80	4.25	4.25	4.25	3.50	3.50						4.00
	Transitions			0.80	4.00	4.00	3.75	3.25	3.25						3.67
	Performance/Execution			0.80	4.25	4.50	4.00	3.50	3.25						3.92
	Interpretation			0.80	4.50	4.50	4.00	3.50	3.50						4.00
	Judges Total Program Component Score (factored)														12.48

Deductions	Total Deductions
	0.00

<< Downgraded jump

printed: 05.04.2015 15:35:08

GIRLS, ADVANCED NOVICES

RESULT DETAILS FREE SKATING

Pl.	Name	Nation	Total Segment Score =	Total Element Score +	Tot. Prog. Comp. Score * +	SS	TR	PE	IN	Deduct. -	
1	Ekaterina MITROFANOVA	RUS	90.42	50.81	39.61	6.17	5.92	6.25	0.00	6.42	0.00
2	Alina SOLOVYEVA	RUS	89.64	51.10	38.54	6.00	5.75	6.17	0.00	6.17	0.00
3	Anna SCHERBAKOVA	RUS	82.10	45.90	37.20	5.92	5.58	5.83	0.00	5.92	1.00
4	Eva IAKOVLEVA	KGZ	44.80	18.40	26.40	4.25	4.00	4.17	0.00	4.08	0.00
5	Violetta LI	KGZ	44.72	16.99	27.73	4.50	4.17	4.33	0.00	4.33	0.00
6	Varvara PETROVA	KGZ	40.14	13.47	26.67	4.25	4.00	4.25	0.00	4.17	0.00
7	Komila FARAJAEVA	UZB	35.72	11.12	25.60	4.17	3.83	3.92	0.00	4.08	1.00

SS = Skating Skills

TR = Transitions

PE = Performance/Execution

IN = Interpretation

* = factored score

Printed: 06.04.2015 14:28:51

Rostelecom Crystal Skate 2015

GIRLS, ADVANCED NOVICES FREE SKATING

JUDGES DETAILS PER SKATER

Rank	Name	Nation	Starting Number	Total Segment Score	Total Element Score	Program Score (factored)	Total Component Score (factored)	Total Deductions
1	Ekaterina MITROFANOVA	RUS	5	90.42	50.81		39.61	0.00

#	Executed Elements	Info	Base Value	GOE	J1	J2	J3	J4	J5	J6	J7	J8	J9	Ref	Scores of Panel
1	3Lz+3T		10.10	1.17	1	2	2	1	2						11.27
2	3Lz		6.00	0.70	0	1	2	1	1						6.70
3	3S		4.20	0.70	1	1	2	1	1						4.90
4	FCSp2		2.30	0.00	0	0	1	0	0						2.30
5	StSq3		3.30	0.67	1	2	2	1	1						3.97
6	2A+3T		7.40	1.17	1	1	2	2	2						8.57
7	3Lo		5.10	0.70	0	1	1	1	1						5.80
8	2A		3.30	0.50	1	1	1	1	1						3.80
9	CCoSp3p3		3.00	0.50	1	1	2	1	1						3.50
			44.70												50.81
	Program Components			Factor											
	Skating Skills			1.60	5.75	5.75	6.25	6.75	6.50						6.17
	Transitions			1.60	5.50	5.50	6.00	6.50	6.25						5.92
	Performance/Execution			1.60	6.00	6.00	6.50	6.75	6.25						6.25
	Interpretation			1.60	6.25	5.75	6.50	6.50	6.50						6.42
	Judges Total Program Component Score (factored)														39.61

Deductions	0.00
-------------------	-------------

Rank	Name	Nation	Starting Number	Total Segment Score	Total Element Score	Program Score (factored)	Total Component Score (factored)	Total Deductions
2	Alina SOLOVYEVA	RUS	4	89.64	51.10		38.54	0.00

#	Executed Elements	Info	Base Value	GOE	J1	J2	J3	J4	J5	J6	J7	J8	J9	Ref	Scores of Panel
1	3Lo+3T		9.20	0.70	1	1	0	1	1						9.90
2	3F		5.30	0.00	0	0	0	0	0						5.30
3	3Lz		6.00	0.70	1	1	1	1	1						6.70
4	FSSp3		2.60	0.67	1	1	2	2	1						3.27
5	StSq3		3.30	0.83	2	2	1	1	2						4.13
6	2A+3T		7.40	-0.47	-1	-1	-1	0	0						6.93
7	3Lo		5.10	0.70	1	1	0	1	1						5.80
8	3S		4.20	0.70	2	1	1	1	1						4.90
9	CCoSp3p3		3.00	1.17	2	2	2	3	3						4.17
			46.10												51.10
	Program Components			Factor											
	Skating Skills			1.60	6.00	5.75	5.75	6.50	6.25						6.00
	Transitions			1.60	5.75	5.50	5.50	6.00	6.00						5.75
	Performance/Execution			1.60	6.25	6.00	5.75	6.25	6.25						6.17
	Interpretation			1.60	6.25	6.00	5.75	6.25	6.25						6.17
	Judges Total Program Component Score (factored)														38.54

Deductions	0.00
-------------------	-------------

Rostelecom Crystal Skate 2015

GIRLS, ADVANCED NOVICES FREE SKATING

JUDGES DETAILS PER SKATER

Rank	Name	Nation	Starting Number	Total Segment Score	Total Element Score	Program Component Score (factored)	Total Deductions
3	Anna SCHERBAKOVA	RUS	7	82.10	45.90	37.20	1.00

#	Executed Elements	Info	Base Value	GOE	J1	J2	J3	J4	J5	J6	J7	J8	J9	Ref	Scores of Panel
1	2A+3T		7.40	1.40	1	2	2	2	2						8.80
2	CCoSp3p3		3.00	1.00	2	2	2	2	2						4.00
3	3Lz		6.00	0.70	1	1	1	1	1						6.70
4	3F		5.30	-2.10	-3	-3	-3	-3	-3						3.20
5	3S		4.20	0.70	1	1	0	1	1						4.90
6	3F+2T		6.60	0.70	1	1	1	1	1						7.30
7	StSq2		2.60	0.50	1	1	1	2	1						3.10
8	3T		4.10	0.70	0	1	1	2	1						4.80
9	FSSp3		2.60	0.50	1	2	1	1	1						3.10
			41.80												45.90
Program Components			Factor												
Skating Skills			1.60			5.50	5.75	6.00	6.25	6.00					5.92
Transitions			1.60			5.25	5.50	5.75	5.50	5.75					5.58
Performance/Execution			1.60			6.25	5.75	6.00	5.75	5.75					5.83
Interpretation			1.60			6.25	5.75	5.75	6.00	6.00					5.92
Judges Total Program Component Score (factored)															37.20

Deductions	Falls: -1.00	-1.00
-------------------	--------------	--------------

Rank	Name	Nation	Starting Number	Total Segment Score	Total Element Score	Program Component Score (factored)	Total Deductions
4	Eva IAKOVLEVA	KGZ	1	44.80	18.40	26.40	0.00

#	Executed Elements	Info	Base Value	GOE	J1	J2	J3	J4	J5	J6	J7	J8	J9	Ref	Scores of Panel
1	1A		1.10	0.00	0	0	0	0	0						1.10
2	2S+2Lo		3.10	0.00	0	0	0	1	0						3.10
3	2F		1.90	0.00	0	0	0	0	0						1.90
4	2Lo		1.80	0.00	0	0	0	0	0						1.80
5	FSSp2		2.30	-0.30	-1	-1	-1	-1	-1						2.00
6	2F+1A+SEQ		2.40	0.00	0	0	0	0	0						2.40
7	StSq1		1.80	0.00	0	0	1	0	0						1.80
8	2S		1.30	0.00	0	0	0	0	0						1.30
9	CCoSp3p3		3.00	0.00	0	0	0	0	0						3.00
			18.70												18.40
Program Components			Factor												
Skating Skills			1.60			4.25	4.25	4.25	4.25	4.00					4.25
Transitions			1.60			4.00	4.00	4.00	4.00	3.75					4.00
Performance/Execution			1.60			4.25	4.25	4.50	4.00	3.75					4.17
Interpretation			1.60			4.25	4.00	4.25	3.75	4.00					4.08
Judges Total Program Component Score (factored)															26.40

Deductions		0.00
-------------------	--	-------------

Rostelecom Crystal Skate 2015

GIRLS, ADVANCED NOVICES FREE SKATING

JUDGES DETAILS PER SKATER

Rank	Name	Nation	Starting Number	Total Segment Score	Total Element Score	Program Component Score (factored)	Total Deductions
5	Violetta LI	KGZ	6	44.72	16.99	27.73	0.00

#	Executed Elements	Info	Base Value	GOE	J1	J2	J3	J4	J5	J6	J7	J8	J9	Ref	Scores of Panel
1	2F		1.90	0.00	0	0	0	0	0						1.90
2	2F+2T		3.20	-0.40	-2	-2	-1	-1	-1						2.80
3	2Lo+1A+SEQ		2.32	0.00	0	0	0	0	0						2.32
4	CCoSp2p1		1.40	-0.20	-1	-1	-1	0	0						1.20
5	2T		1.30	0.00	0	0	0	0	0						1.30
6	StSq1		1.80	0.17	0	1	1	0	0						1.97
7	2Lo		1.80	0.00	0	0	0	0	0						1.80
8	FSSp3		2.60	0.00	0	0	0	0	0						2.60
9	1A		1.10	0.00	0	0	0	0	0						1.10
			17.42												16.99
Program Components				Factor											
	Skating Skills			1.60	4.25	4.50	4.50	4.50	4.75						4.50
	Transitions			1.60	4.25	4.25	4.00	4.00	4.25						4.17
	Performance/Execution			1.60	4.25	4.50	4.25	4.25	4.50						4.33
	Interpretation			1.60	4.25	4.50	4.25	4.00	4.50						4.33
	Judges Total Program Component Score (factored)														27.73

Deductions	0.00
-------------------	-------------

Rank	Name	Nation	Starting Number	Total Segment Score	Total Element Score	Program Component Score (factored)	Total Deductions
6	Varvara PETROVA	KGZ	2	40.14	13.47	26.67	0.00

#	Executed Elements	Info	Base Value	GOE	J1	J2	J3	J4	J5	J6	J7	J8	J9	Ref	Scores of Panel
1	1A		1.10	0.07	0	1	0	1	0						1.17
2	2F<+1A+SEQ	<	2.00	-0.30	-1	-1	-1	-1	-2						1.70
3	CoSp		0.00	0.00	-	-	-	-	-						0.00
4	2Lo+2T		3.10	0.00	0	0	0	0	0						3.10
5	FCSp1V1		1.30	0.00	0	0	0	0	0						1.30
6	2Lo		1.80	0.00	0	0	0	0	0						1.80
7	StSq1		1.80	0.00	0	0	1	0	0						1.80
8	2T		1.30	0.00	0	0	0	0	0						1.30
9	2S		1.30	0.00	0	0	0	0	-1						1.30
			13.70												13.47
Program Components				Factor											
	Skating Skills			1.60	4.00	4.25	4.25	4.25	4.25						4.25
	Transitions			1.60	4.00	4.00	4.00	3.75	4.00						4.00
	Performance/Execution			1.60	4.25	4.25	4.25	4.25	4.00						4.25
	Interpretation			1.60	4.25	4.25	4.25	4.00	4.00						4.17
	Judges Total Program Component Score (factored)														26.67

Deductions	0.00
-------------------	-------------

< Under-rotated jump

Rostelecom Crystal Skate 2015

GIRLS, ADVANCED NOVICES FREE SKATING

JUDGES DETAILS PER SKATER

Rank	Name	Nation	Starting Number	Total Segment Score	Total Element Score	Program Score (factored)	Total Component Score (factored)	Total Deductions
7	Komila FARAJAEVA	UZB	3	35.72	11.12		25.60	1.00

#	Executed Elements	Info	Base Value	GOE	J1	J2	J3	J4	J5	J6	J7	J8	J9	Ref	Scores of Panel
1	FSSp2V1		1.60	0.00	0	0	0	0	0						1.60
2	2F		1.90	-0.90	-3	-3	-3	-3	-3						1.00
3	CCoSp3pB		1.70	0.00	0	0	0	0	0						1.70
4	StSqB		1.50	0.00	0	0	1	0	0						1.50
5	1A		1.10	0.00	0	0	0	0	0						1.10
6	2Lo<*>+1Lo<*>+2S<*>	*	0.00	0.00	-	-	-	-	-						0.00
7	2Lo<	<	1.30	-0.30	-1	-1	-1	-1	-2						1.00
8	2T+1A+SEQ		1.92	0.00	0	0	0	0	0						1.92
9	2S		1.30	0.00	0	0	0	0	0						1.30
			12.32												11.12
	Program Components			Factor											
	Skating Skills			1.60	4.25	4.25	4.25	4.00	4.00						4.17
	Transitions			1.60	4.00	4.00	3.75	3.75	3.75						3.83
	Performance/Execution			1.60	4.50	4.00	4.00	3.75	3.75						3.92
	Interpretation			1.60	4.50	4.25	4.00	3.50	4.00						4.08
	Judges Total Program Component Score (factored)														25.60

Deductions	Falls: -1.00	-1.00
-------------------	--------------	--------------

< Under-rotated jump * Invalid element

printed: 06.04.2015 14:28:56

Rostelecom Crystal Skate 2015

PANEL OF JUDGES

MEN, JUNIORS

Officials

Technical Controller	Mr. Vladislav PETUKHOV	ISU
Technical Specialist	Ms. Natalia LEBEDEVA	ISU
Assistant Technical Specialist	Mr. Sarkis TEWANIAN	ISU

Judges

Referee	Mr. Alexander GOROJDANOV	BLR
Judge No.1	Mr. Yuriy GUSKOV	KAZ
Judge No.2	Ms. Saodat NUMANOVA	UZB
Judge No.3	Mr. Alexsei SHIRSHOV	BLR
Judge No.4	Ms. Lolita LABUNSKAYA	RUS
Judge No.5	Ms. Tatiana YORDANOVA	BUL

Data/Replay Operator

Data Operator	Ms. Alexandra KORCHAGINA	RUS
Replay Operator	Mr. Alexander KUZNETSOV	RUS

Rostelecom Crystal Skate 2015

RESULTS

MEN, JUNIORS FINAL RESULT

Pl.	Name	Nation	Total Score	SP	FS
1	Alexander SAMARIN Russia	RUS	213,89	1	1
2	Evgeniy ILYIN Russia	RUS	183,28	2	3
3	Irakli MAYSURADZE Georgia	GEO	180,71	4	2
4	Slavik HAYRAPETYAN Armenia	ARM	176,40	3	4
5	Aleksandr SELEVKO Estonia	EST	123,64	5	6
6	Vladislav KATICHEV Russia	RUS	123,31	6	5

Mr. Alexandre GOROJDANOV BLR

Referee

Printed: 06.04.2015 15:42:39

Mr. Vladislav PETUKHOV ISU

Technical Controller

MEN, JUNIORS

RESULT DETAILS SHORT PROGRAM

Pl.	Name	Nation	Total Segment Score =	Total Element Score +	Tot. Prog. Comp. Score * +	SS	TR	PE	CH	IN	Deduct. -
1	Alexander SAMARIN	RUS	80.58	44.33	36.25	7.25	7.00	7.33	7.25	7.42	0.00
2	Evgeniy ILYIN	RUS	64.55	32.22	33.33	6.67	6.50	6.58	6.75	6.83	1.00
3	Slavik HAYRAPETYAN	ARM	63.85	32.85	31.00	6.33	5.92	6.33	6.17	6.25	0.00
4	Irakli MAYSURADZE	GEO	58.97	30.97	29.00	6.00	5.42	5.75	5.83	6.00	1.00
5	Aleksandr SELEVKO	EST	47.55	22.63	25.92	5.25	5.00	5.17	5.25	5.25	1.00
6	Vladislav KATICHEV	RUS	38.99	17.24	23.75	4.92	4.75	4.58	4.75	4.75	2.00

SS = Skating Skills

TR = Transitions/Linking Footwork/Movement

PE = Performance/Execution

CH = Choreography/Composition

IN = Interpretation

* = factored score

Printed: 05.04.2015 16:30:37

Rostelecom Crystal Skate 2015

MEN, JUNIORS SHORT PROGRAM

JUDGES DETAILS PER SKATER

Rank	Name	Nation	Starting Number	Total Segment Score	Total Element Score	Program Component Score (factored)	Total Deductions
1	Alexander SAMARIN	RUS	1	80.58	44.33	36.25	0.00

#	Executed Elements	Info	Base Value	GOE	J1	J2	J3	J4	J5	J6	J7	J8	J9	Ref	Scores of Panel
1	3A		8.50	1.33	2	2	1	1	1						9.83
2	FCSp4		3.20	1.00	2	2	2	2	2						4.20
3	CSSp4		3.00	0.83	2	2	2	1	1						3.83
4	3F+3T		10.34	x 0.70	1	2	1	1	1						11.04
5	3Lz		6.60	x 0.70	1	1	1	1	1						7.30
6	StSq3		3.30	0.83	1	2	2	1	2						4.13
7	CCoSp3p4		3.50	0.50	1	1	1	1	1						4.00
			38.44												44.33
	Program Components			Factor											
	Skating Skills			1.00	6.25	6.75	7.50	7.50	7.75						7.25
	Transitions/Linking Footwork/Movement			1.00	6.00	6.50	7.25	7.25	7.50						7.00
	Performance/Execution			1.00	6.25	7.00	7.50	7.75	7.50						7.33
	Choreography/Composition			1.00	6.25	7.00	7.25	7.50	7.75						7.25
	Interpretation			1.00	6.25	7.25	7.50	7.50	7.50						7.42
	Judges Total Program Component Score (factored)														36.25

Deductions	Total Deductions
	0.00

x Credit for highlight distribution, base value multiplied by 1.1

Rank	Name	Nation	Starting Number	Total Segment Score	Total Element Score	Program Component Score (factored)	Total Deductions
2	Evgeniy ILYIN	RUS	2	64.55	32.22	33.33	1.00

#	Executed Elements	Info	Base Value	GOE	J1	J2	J3	J4	J5	J6	J7	J8	J9	Ref	Scores of Panel
1	3A		8.50	-0.67	0	0	-2	-1	-1						7.83
2	3Fe+2T	e	5.00	-1.17	-2	-2	-2	-1	-1						3.83
3	FCSp2		2.30	0.33	1	1	0	0	1						2.63
4	StSq3		3.30	0.50	1	1	0	1	1						3.80
5	3Lz		6.60	x 0.70	1	1	0	1	1						7.30
6	CSSp4		3.00	0.50	1	1	1	1	1						3.50
7	CCoSp3p3		3.00	0.33	1	0	1	0	1						3.33
			31.70												32.22
	Program Components			Factor											
	Skating Skills			1.00	6.25	6.50	6.25	7.25	7.25						6.67
	Transitions/Linking Footwork/Movement			1.00	6.00	6.50	5.75	7.00	7.00						6.50
	Performance/Execution			1.00	6.00	6.75	6.00	7.00	7.00						6.58
	Choreography/Composition			1.00	6.00	7.00	5.75	7.25	7.50						6.75
	Interpretation			1.00	6.25	6.75	6.00	7.50	7.50						6.83
	Judges Total Program Component Score (factored)														33.33

Deductions	Total Deductions
Falls: -1.00	-1.00

x Credit for highlight distribution, base value multiplied by 1.1 e Wrong edge

Rostelecom Crystal Skate 2015

MEN, JUNIORS SHORT PROGRAM

JUDGES DETAILS PER SKATER

Rank	Name	Nation	Starting Number	Total Segment Score	Total Element Score	Program Component Score (factored)	Total Deductions
3	Slavik HAYRAPETYAN	ARM	4	63.85	32.85	31.00	0.00

#	Executed Elements	Info	Base Value	GOE	J1	J2	J3	J4	J5	J6	J7	J8	J9	Ref	Scores of Panel
1	3Lz		6.00	1.17	2	2	1	2	1						7.17
2	FCSp4		3.20	0.50	1	1	0	1	1						3.70
3	CSSp4		3.00	0.33	2	0	0	1	1						3.33
4	3S+3T<	<	7.92	x -0.70	0	-1	-2	-1	-1						7.22
5	StSq3		3.30	0.50	1	1	0	1	1						3.80
6	2A		3.63	x 0.50	1	1	1	1	1						4.13
7	CCoSp3p4		3.50	0.00	0	0	0	0	1						3.50
			30.55												32.85
	Program Components			Factor											
	Skating Skills			1.00	6.00	5.75	6.00	7.00	7.00						6.33
	Transitions/Linking Footwork/Movement			1.00	5.75	5.50	5.75	6.75	6.25						5.92
	Performance/Execution			1.00	6.00	6.00	6.00	7.25	7.00						6.33
	Choreography/Composition			1.00	5.75	6.00	5.75	6.75	7.25						6.17
	Interpretation			1.00	6.00	6.00	6.00	6.75	7.00						6.25
	Judges Total Program Component Score (factored)														31.00

Deductions	0.00
-------------------	-------------

< Under-rotated jump x Credit for highlight distribution, base value multiplied by 1.1

Rank	Name	Nation	Starting Number	Total Segment Score	Total Element Score	Program Component Score (factored)	Total Deductions
4	Irakli MAYSURADZE	GEO	3	58.97	30.97	29.00	1.00

#	Executed Elements	Info	Base Value	GOE	J1	J2	J3	J4	J5	J6	J7	J8	J9	Ref	Scores of Panel
1	3A		8.50	-2.00	-2	-2	-2	-2	-2						6.50
2	3F+3T		9.40	0.00	0	0	0	0	0						9.40
3	FCSp3		2.80	0.00	0	0	0	0	0						2.80
4	3Lz		6.00	-2.10	-3	-3	-3	-3	-3						3.90
5	CCoSp2p4		2.50	0.17	1	0	0	0	1						2.67
6	StSq2		2.60	0.50	1	1	0	1	1						3.10
7	CSSp3		2.60	0.00	1	0	0	0	0						2.60
			34.40												30.97
	Program Components			Factor											
	Skating Skills			1.00	6.00	5.25	5.00	6.75	6.75						6.00
	Transitions/Linking Footwork/Movement			1.00	5.50	5.00	4.75	6.25	5.75						5.42
	Performance/Execution			1.00	5.75	5.50	4.75	6.00	6.00						5.75
	Choreography/Composition			1.00	5.50	5.50	4.75	6.50	6.50						5.83
	Interpretation			1.00	5.75	5.75	5.00	6.50	6.50						6.00
	Judges Total Program Component Score (factored)														29.00

Deductions	Falls: -1.00	-1.00
-------------------	--------------	--------------

Rostelecom Crystal Skate 2015

MEN, JUNIORS SHORT PROGRAM

JUDGES DETAILS PER SKATER

Rank	Name	Nation	Starting Number	Total Segment Score	Total Element Score	Program Score (factored)	Total Component Score (factored)	Total Deductions
5	Aleksandr SELEVKO	EST	5	47.55	22.63		25.92	1.00

#	Executed Elements	Info	Base Value	GOE	J1	J2	J3	J4	J5	J6	J7	J8	J9	Ref	Scores of Panel
1	3Lz<	<	4.20	-2.10	-3	-3	-3	-3	-3						2.10
2	FCSp2		2.30	0.00	1	-1	0	0	0						2.30
3	3S+2T		5.50	0.00	0	0	0	0	0						5.50
4	CSSp2		2.30	0.00	1	-1	0	0	0						2.30
5	2A	x	3.63	0.17	0	0	0	1	1						3.80
6	StSq3		3.30	0.33	1	1	0	0	1						3.63
7	CCoSp3p3		3.00	0.00	0	0	0	0	0						3.00
			24.23												22.63
Program Components				Factor											
	Skating Skills			1.00	5.25	5.00	4.75	5.75	5.50						5.25
	Transitions/Linking Footwork/Movement			1.00	5.00	4.75	4.50	5.50	5.25						5.00
	Performance/Execution			1.00	5.00	5.00	4.75	5.75	5.50						5.17
	Choreography/Composition			1.00	5.25	5.00	4.50	5.50	5.75						5.25
	Interpretation			1.00	5.25	5.25	4.75	5.75	5.25						5.25
Judges Total Program Component Score (factored)															25.92

Deductions	Falls: -1.00	-1.00
-------------------	--------------	--------------

< Under-rotated jump x Credit for highlight distribution, base value multiplied by 1.1

Rank	Name	Nation	Starting Number	Total Segment Score	Total Element Score	Program Score (factored)	Total Component Score (factored)	Total Deductions
6	Vladislav KATICHEV	RUS	6	38.99	17.24		23.75	2.00

#	Executed Elements	Info	Base Value	GOE	J1	J2	J3	J4	J5	J6	J7	J8	J9	Ref	Scores of Panel
1	3Lz<	<	4.20	-2.10	-3	-3	-3	-3	-3						2.10
2	3F<<+COMBO	!	1.90	-0.90	-3	-3	-3	-3	-3						1.00
3	FCSp1		1.90	0.00	0	0	0	0	0						1.90
4	CSSp2		2.30	0.17	0	0	0	1	1						2.47
5	StSq1		1.80	0.17	1	1	0	0	0						1.97
6	2A	x	3.63	0.17	0	0	0	1	1						3.80
7	CCoSp3p4		3.50	0.50	1	1	0	1	1						4.00
			19.23												17.24
Program Components				Factor											
	Skating Skills			1.00	5.25	4.50	3.75	5.00	5.25						4.92
	Transitions/Linking Footwork/Movement			1.00	5.00	4.25	3.50	5.00	5.00						4.75
	Performance/Execution			1.00	5.00	4.25	3.75	4.75	4.75						4.58
	Choreography/Composition			1.00	5.00	4.25	3.50	5.00	5.25						4.75
	Interpretation			1.00	5.00	4.25	3.50	5.00	5.00						4.75
Judges Total Program Component Score (factored)															23.75

Deductions	Falls: -2.00	-2.00
-------------------	--------------	--------------

< Under-rotated jump << Downgraded jump x Credit for highlight distribution, base value multiplied by 1.1 ! Not clear edge

MEN, JUNIORS

RESULT DETAILS FREE SKATING

Pl.	Name	Nation	Total Segment Score =	Total Element Score +	Tot. Prog. Comp. Score * +	SS	TR	PE	CH	IN	Deduct. -
1	Alexander SAMARIN	RUS	133.31	66.63	68.68	7.08	6.67	6.75	6.92	6.92	2.00
2	Irakli MAYSURADZE	GEO	121.74	65.56	56.18	5.67	5.42	5.75	5.67	5.58	0.00
3	Evgeniy ILYIN	RUS	118.73	55.07	64.66	6.50	6.25	6.50	6.50	6.58	1.00
4	Slavik HAYRAPETYAN	ARM	112.55	51.21	61.34	6.33	5.92	6.25	6.00	6.17	0.00
5	Vladislav KATICHEV	RUS	84.32	41.32	45.00	4.67	4.33	4.42	4.50	4.58	2.00
6	Aleksandr SELEVKO	EST	76.09	31.43	45.66	4.83	4.42	4.50	4.58	4.50	1.00

SS = Skating Skills

TR = Transitions/Linking Footwork/Movement

PE = Performance/Execution

CH = Choreography/Composition

IN = Interpretation

* = factored score

Printed: 06.04.2015 15:42:48

Rostelecom Crystal Skate 2015

MEN, JUNIORS FREE SKATING

JUDGES DETAILS PER SKATER

Rank	Name	Nation	Starting Number	Total Segment Score	Total Element Score	Total Program Component Score (factored)	Total Deductions
1	Alexander SAMARIN	RUS	6	133.31	66.63	68.68	2.00

#	Executed Elements	Info	Base Value	GOE	J1	J2	J3	J4	J5	J6	J7	J8	J9	Ref	Scores of Panel
1	4T		10.30	-3.00	-3	-3	-3	-3	-3						7.30
2	3A		8.50	-3.00	-3	-3	-3	-3	-3						5.50
3	3Lz		6.00	0.70	1	1	0	1	1						6.70
4	3Lo		5.10	0.93	1	2	2	1	1						6.03
5	StSq3		3.30	1.00	1	2	2	2	2						4.30
6	CCoSp3p4		3.50	0.50	1	1	1	1	1						4.00
7	3F+3T	!	10.34	x 0.00	0	0	0	0	0						10.34
8	3Lz+2T		8.03	x 0.93	1	1	0	2	2						8.96
9	3F	!	5.83	x 0.00	0	0	0	0	0						5.83
10	2A		3.63	x 0.17	0	0	0	1	1						3.80
11	FCSp4		3.20	0.67	1	1	1	2	2						3.87
12	FCCoSp		0.00	0.00	-	-	-	-	-						0.00
			67.73												66.63
Program Components			Factor												
Skating Skills			2.00			7.25	7.25	6.50	7.00	7.00					7.08
Transitions/Linking Footwork/Movement			2.00			6.75	6.75	6.00	6.75	6.50					6.67
Performance/Execution			2.00			6.75	7.25	6.00	6.75	6.75					6.75
Choreography/Composition			2.00			6.75	7.00	6.25	7.00	7.00					6.92
Interpretation			2.00			7.00	7.25	6.50	6.75	7.00					6.92
Judges Total Program Component Score (factored)															68.68

Deductions	Falls: -2.00	-2.00
-------------------	--------------	--------------

x Credit for highlight distribution, base value multiplied by 1.1 ! Not clear edge

Rank	Name	Nation	Starting Number	Total Segment Score	Total Element Score	Total Program Component Score (factored)	Total Deductions
2	Irakli MAYSURADZE	GEO	3	121.74	65.56	56.18	0.00

#	Executed Elements	Info	Base Value	GOE	J1	J2	J3	J4	J5	J6	J7	J8	J9	Ref	Scores of Panel
1	3F+3T		9.40	0.70	1	1	0	1	1						10.10
2	3A		8.50	1.00	1	1	1	1	1						9.50
3	3Lz		6.00	-1.40	-2	-2	-2	-2	-2						4.60
4	3Lo		5.10	0.00	0	0	0	0	1						5.10
5	FCSp3		2.80	0.00	0	-1	0	0	0						2.80
6	StSq2		2.60	0.50	1	1	0	1	1						3.10
7	3Lz+2T	!	8.03	x -0.70	-2	-1	0	-1	-1						7.33
8	2A		3.63	x 0.50	1	1	0	1	1						4.13
9	3F		5.83	x 0.47	0	0	1	1	1						6.30
10	CCoSp3p3		3.00	-0.10	-1	-1	0	0	1						2.90
11	2A+1Lo+3S		8.80	x -1.40	-2	-2	-2	-2	-2						7.40
12	CSSp2		2.30	0.00	0	0	0	0	1						2.30
			65.99												65.56
Program Components			Factor												
Skating Skills			2.00			5.75	5.75	6.25	5.50	5.50					5.67
Transitions/Linking Footwork/Movement			2.00			5.25	5.50	5.75	5.00	5.50					5.42
Performance/Execution			2.00			5.75	5.75	6.00	5.00	5.75					5.75
Choreography/Composition			2.00			5.50	5.75	6.00	5.25	5.75					5.67
Interpretation			2.00			5.50	5.75	6.00	5.25	5.50					5.58
Judges Total Program Component Score (factored)															56.18

Deductions		0.00
-------------------	--	-------------

x Credit for highlight distribution, base value multiplied by 1.1 ! Not clear edge

Rostelecom Crystal Skate 2015

MEN, JUNIORS FREE SKATING

JUDGES DETAILS PER SKATER

Rank	Name	Nation	Starting Number	Total Segment Score	Total Element Score	Total Program Component Score (factored)	Total Deductions
3	Evgeniy ILYIN	RUS	5	118.73	55.07	64.66	1.00

#	Executed Elements	Info	Base Value	GOE	J1	J2	J3	J4	J5	J6	J7	J8	J9	Ref	Scores of Panel
1	3A		8.50	-2.00	-2	-1	-2	-2	-2						6.50
2	3Lz+3T		10.10	0.47	0	1	0	1	1						10.57
3	FCSp3		2.80	0.33	1	1	0	0	1						3.13
4	StSq2		2.60	0.67	1	2	0	1	2						3.27
5	2Lo		1.80	-0.30	-2	-1	-1	-1	-1						1.50
6	3Fe+2T	e	5.50	x -0.93	-2	-1	-2	-1	-1						4.57
7	CSSp4		3.00	0.50	1	1	1	1	2						3.50
8	3Lz+2T+2Lo		10.01	x -0.23	-1	0	0	-1	0						9.78
9	3T		4.51	x 0.00	0	0	0	0	0						4.51
10	3S<	<	3.30	x -0.47	-1	0	-1	-1	1						2.83
11	CCoSp3p3		3.00	0.50	1	1	1	1	1						3.50
12	2Lz		2.31	x -0.90	-3	-3	-3	-3	-3						1.41
			57.43												55.07
Program Components				Factor											
Skating Skills				2.00	6.50	6.75	6.00	6.50	6.50						6.50
Transitions/Linking Footwork/Movement				2.00	6.25	6.50	5.75	6.25	6.25						6.25
Performance/Execution				2.00	6.50	7.00	5.75	6.25	6.75						6.50
Choreography/Composition				2.00	6.50	7.00	5.75	6.50	6.50						6.50
Interpretation				2.00	6.50	7.25	6.00	6.50	6.75						6.58
Judges Total Program Component Score (factored)															64.66

Deductions	Falls: -1.00	-1.00
-------------------	--------------	--------------

< Under-rotated jump x Credit for highlight distribution, base value multiplied by 1.1 e Wrong edge

Rank	Name	Nation	Starting Number	Total Segment Score	Total Element Score	Total Program Component Score (factored)	Total Deductions
4	Slavik HAYRAPETYAN	ARM	4	112.55	51.21	61.34	0.00

#	Executed Elements	Info	Base Value	GOE	J1	J2	J3	J4	J5	J6	J7	J8	J9	Ref	Scores of Panel
1	3Lz	!	6.00	0.47	1	0	0	1	1						6.47
2	2A		3.30	0.50	1	1	0	1	1						3.80
3	3S		4.20	0.70	1	1	0	1	2						4.90
4	FCSp4		3.20	0.17	0	0	0	1	1						3.37
5	3F<	<	3.70	-1.17	-3	-1	-3	-1	-1						2.53
6	2T		1.30	0.20	0	1	0	2	2						1.50
7	StSq2		2.60	0.50	1	1	1	1	1						3.10
8	CSSp4		3.00	0.33	1	0	0	1	1						3.33
9	3T+2T+2Lo		7.92	x 0.93	0	1	1	2	2						8.85
10	3S+1T		5.06	x 0.23	0	0	0	1	1						5.29
11	2A+1T		4.07	x 0.17	0	0	0	1	1						4.24
12	CCoSp3p4		3.50	0.33	0	-1	1	1	1						3.83
			47.85												51.21
Program Components				Factor											
Skating Skills				2.00	6.25	6.25	6.25	6.50	6.50						6.33
Transitions/Linking Footwork/Movement				2.00	5.75	5.75	6.00	6.00	6.25						5.92
Performance/Execution				2.00	6.00	6.25	6.25	6.25	6.25						6.25
Choreography/Composition				2.00	5.75	5.75	6.00	6.25	6.50						6.00
Interpretation				2.00	6.00	6.00	6.25	6.25	6.50						6.17
Judges Total Program Component Score (factored)															61.34

Deductions		0.00
-------------------	--	-------------

< Under-rotated jump x Credit for highlight distribution, base value multiplied by 1.1 ! Not clear edge

Rostelecom Crystal Skate 2015

MEN, JUNIORS FREE SKATING

JUDGES DETAILS PER SKATER

Rank	Name	Nation	Starting Number	Total Segment Score	Total Element Score	Total Program Component Score (factored)	Total Deductions
5	Vladislav KATICHEV	RUS	1	84.32	41.32	45.00	2.00

#	Executed Elements	Info	Base Value	GOE	J1	J2	J3	J4	J5	J6	J7	J8	J9	Ref	Scores of Panel
1	2A+1Lo+2S		5.10	0.00	0	0	0	0	0						5.10
2	3Lz		6.00	-2.10	-3	-3	-3	-3	-3						3.90
3	3Fe	e	3.70	-2.10	-3	-3	-3	-3	-3						1.60
4	CSSp3		2.60	0.33	1	1	0	0	1						2.93
5	1Lo		0.50	-0.07	0	-1	-1	-1	0						0.43
6	3S+2T		5.50	-1.40	-2	-2	-2	-2	-2						4.10
7	3T+2T	x	5.94	0.00	0	0	0	0	0						5.94
8	FCSp3		2.80	0.00	0	0	-1	0	0						2.80
9	3S	x	4.62	0.00	0	0	0	0	0						4.62
10	2A	x	3.63	0.00	0	0	0	0	0						3.63
11	StSq2		2.60	0.17	1	1	0	0	0						2.77
12	CCoSp3p4		3.50	0.00	0	0	0	0	0						3.50
			46.49												41.32
Program Components				Factor											
Skating Skills				2.00	5.50	4.75	4.50	4.50	4.75						4.67
Transitions/Linking Footwork/Movement				2.00	5.25	4.25	4.25	4.25	4.50						4.33
Performance/Execution				2.00	5.50	4.25	4.25	4.50	4.50						4.42
Choreography/Composition				2.00	5.75	4.25	4.25	4.50	4.75						4.50
Interpretation				2.00	5.50	4.50	4.50	4.25	4.75						4.58
Judges Total Program Component Score (factored)															45.00

Deductions	Falls: -2.00	-2.00
-------------------	--------------	--------------

x Credit for highlight distribution, base value multiplied by 1.1 e Wrong edge

Rank	Name	Nation	Starting Number	Total Segment Score	Total Element Score	Total Program Component Score (factored)	Total Deductions
6	Aleksandr SELEVKO	EST	2	76.09	31.43	45.66	1.00

#	Executed Elements	Info	Base Value	GOE	J1	J2	J3	J4	J5	J6	J7	J8	J9	Ref	Scores of Panel
1	3Lo<	<	3.60	-0.70	-1	-1	-1	-2	-1						2.90
2	3S+2T+2Lo		7.30	0.00	0	0	0	0	0						7.30
3	FCCoSp3p2		2.50	0.00	0	0	0	0	0						2.50
4	3Lze<<	e	1.50	-0.90	-3	-3	-3	-3	-3						0.60
5	CCoSp3p2		2.50	0.00	0	0	0	0	1						2.50
6	3F<<	<<	1.90	-0.70	-3	-2	-3	-2	-2						1.20
7	2A+2Lo	x	5.61	-0.67	-1	-2	-2	-1	-1						4.94
8	1S	x	0.44	-0.20	-2	-3	-2	-2	-2						0.24
9	StSq2		2.60	0.00	0	0	0	0	0						2.60
10	3Lz<<<+REP	!	1.62	-0.50	-1	-1	-2	-3	-2						1.12
11	2A	x	3.63	0.00	0	0	0	0	0						3.63
12	CSSp1		1.90	0.00	0	0	0	-1	0						1.90
			35.10												31.43
Program Components				Factor											
Skating Skills				2.00	5.00	5.00	4.50	4.75	4.75						4.83
Transitions/Linking Footwork/Movement				2.00	4.50	4.75	4.25	4.00	4.50						4.42
Performance/Execution				2.00	4.75	4.75	4.25	4.25	4.50						4.50
Choreography/Composition				2.00	4.75	4.50	4.25	4.50	4.75						4.58
Interpretation				2.00	4.75	4.50	4.50	4.00	4.50						4.50
Judges Total Program Component Score (factored)															45.66

Deductions	Falls: -1.00	-1.00
-------------------	--------------	--------------

< Under-rotated jump << Downgraded jump x Credit for highlight distribution, base value multiplied by 1.1 e Wrong edge ! Not clear edge REP Jump repetition

Rostelecom Crystal Skate 2015

PANEL OF JUDGES

LADIES, JUNIORS

Officials

Technical Controller	Mr. Vladislav PETUKHOV	ISU
Technical Specialist	Mr. Sarkis TEWANIAN	ISU
Assistant Technical Specialist	Ms. Natalia LEBEDEVA	ISU

Judges

Referee	Mr. Alexander GOROJDANOV	BLR
Judge No.1	Mr. Yuriy GUSKOV	KAZ
Judge No.2	Mr. Alexsei SHIRSHOV	BLR
Judge No.3	Ms. Saodat NUMANOVA	UZB
Judge No.4	Ms. Tatiana YORDANOVA	BUL
Judge No.5	Ms. Svetlana KANDIBA	RUS

Data/Replay Operator

Data Operator	Mr. Alexander KUZNETSOV	RUS
Replay Operator	Ms. Alexandra KORCHAGINA	RUS

Rostelecom Crystal Skate 2015

RESULTS


LADIES, JUNIORS FINAL RESULT

Pl.	Name	Nation	Total Score	SP	FS
1	Elizaveta IUSHENKO Russia	RUS	163,67	1	1
2	Polina MAKAROVA Russia	RUS	150,13	2	3
3	Diana PERVUSHKINA Russia	RUS	143,58	3	2
4	Kristina SKULETA-GROMOVA Estonia	EST	121,14	4	5
5	Elzbieta KROPA Lithuania	LTU	117,64	5	4
6	Natalja GORDEJEVA Estonia	EST	95,87	6	6
7	Aleksandra NESTEROVA Kyrgyzstan	KGZ	75,36	7	7

Mr. Alexandre GOROJDANOV BLR

Referee

Printed: 06.04.2015 16:45:47



Mr. Vladislav PETUKHOV ISU

Technical Controller



LADIES, JUNIORS

RESULT DETAILS SHORT PROGRAM

Pl.	Name	Nation	Total Segment Score =	Total Element Score +	Tot. Prog. Comp. Score * +	SS	TR	PE	CH	IN	Deduct. -
1	Elizaveta IUSHENKO	RUS	61.21	35.53	25.68	6.50	6.25	6.50	6.42	6.42	0.00
2	Polina MAKAROVA	RUS	58.52	34.10	24.42	6.17	5.75	6.17	6.17	6.25	0.00
3	Diana PERVUSHKINA	RUS	45.46	23.74	22.72	5.83	5.58	5.75	5.58	5.67	1.00
4	Kristina SKULETA-GROMOVA	EST	45.24	24.16	21.08	5.42	5.17	5.25	5.25	5.25	0.00
5	Elzbieta KROPA	LTU	41.72	22.00	20.72	5.33	5.00	5.08	5.25	5.25	1.00
6	Natalja GORDEJEVA	EST	31.45	14.87	18.58	4.75	4.58	4.58	4.75	4.58	2.00
7	Aleksandra NESTEROVA	KGZ	26.80	10.40	16.40	4.08	3.92	4.08	4.25	4.17	0.00

SS = Skating Skills

TR = Transitions/Linking Footwork/Movement

PE = Performance/Execution

CH = Choreography/Composition

IN = Interpretation

* = factored score

Printed: 05.04.2015 17:23:52

Rostelecom Crystal Skate 2015

LADIES, JUNIORS SHORT PROGRAM

JUDGES DETAILS PER SKATER

Rank	Name	Nation	Starting Number	Total Segment Score	Total Element Score	Program Component Score (factored)	Total Deductions
1	Elizaveta IUSHENKO	RUS	6	61.21	35.53	25.68	0.00

#	Executed Elements	Info	Base Value	GOE	J1	J2	J3	J4	J5	J6	J7	J8	J9	Ref	Scores of Panel
1	3T+3T		8.20	0.47	0	0	1	1	1						8.67
2	3Lz		6.00	0.70	1	1	1	2	1						6.70
3	CCoSp3p4		3.50	1.00	1	2	2	2	2						4.50
4	StSq3		3.30	0.83	1	2	1	2	2						4.13
5	2A	x	3.63	0.50	0	1	1	2	1						4.13
6	FCSp4		3.20	0.50	1	2	1	1	1						3.70
7	LSp4		2.70	1.00	2	2	2	2	2						3.70
			30.53												35.53
	Program Components			Factor											
	Skating Skills			0.80	6.00	6.50	6.25	6.75	6.75						6.50
	Transitions/Linking Footwork/Movement			0.80	5.75	6.25	6.00	6.50	6.50						6.25
	Performance/Execution			0.80	6.25	6.50	6.25	6.75	6.75						6.50
	Choreography/Composition			0.80	6.25	6.25	6.25	7.00	6.75						6.42
	Interpretation			0.80	6.25	6.25	6.25	7.00	6.75						6.42
	Judges Total Program Component Score (factored)														25.68

Deductions	0.00
-------------------	-------------

x Credit for highlight distribution, base value multiplied by 1.1

Rank	Name	Nation	Starting Number	Total Segment Score	Total Element Score	Program Component Score (factored)	Total Deductions
2	Polina MAKAROVA	RUS	4	58.52	34.10	24.42	0.00

#	Executed Elements	Info	Base Value	GOE	J1	J2	J3	J4	J5	J6	J7	J8	J9	Ref	Scores of Panel
1	3T+3T		8.20	0.70	1	1	2	1	1						8.90
2	3Lz		6.00	0.70	1	1	1	1	1						6.70
3	CCoSp3p4		3.50	0.67	1	1	1	2	2						4.17
4	2A	x	3.63	0.50	1	1	1	1	1						4.13
5	StSq2		2.60	0.67	1	1	1	2	2						3.27
6	FCSp4		3.20	0.83	1	2	1	2	2						4.03
7	LSp3		2.40	0.50	1	1	1	0	1						2.90
			29.53												34.10
	Program Components			Factor											
	Skating Skills			0.80	5.75	6.00	6.00	6.50	6.50						6.17
	Transitions/Linking Footwork/Movement			0.80	5.50	5.75	5.75	5.75	6.25						5.75
	Performance/Execution			0.80	5.75	6.00	6.25	6.25	6.25						6.17
	Choreography/Composition			0.80	5.75	5.75	6.25	6.50	6.50						6.17
	Interpretation			0.80	5.75	6.00	6.25	6.50	6.50						6.25
	Judges Total Program Component Score (factored)														24.42

Deductions	0.00
-------------------	-------------

x Credit for highlight distribution, base value multiplied by 1.1

Rostelecom Crystal Skate 2015

LADIES, JUNIORS SHORT PROGRAM

JUDGES DETAILS PER SKATER

Rank	Name	Nation	Starting Number	Total Segment Score	Total Element Score	Total Program Component Score (factored)	Total Deductions
3	Diana PERVUSHKINA	RUS	1	45.46	23.74	22.72	1.00

#	Executed Elements	Info	Base Value	GOE	J1	J2	J3	J4	J5	J6	J7	J8	J9	Ref	Scores of Panel
1	3F+3T		9.40	0.70	1	1	1	1	1						10.10
2	3Lze<	e	3.60	-2.10	-3	-3	-3	-3	-3						1.50
3	FCSp2		2.30	0.17	1	1	-1	0	0						2.47
4	StSq2		2.60	0.50	1	1	1	-3	1						3.10
5	CCoSp3p4		3.50	0.17	1	0	0	0	1						3.67
6	1A*	*	0.00	x 0.00	-	-	-	-	-						0.00
7	LSp3		2.40	0.50	1	1	1	1	1						2.90
			23.80												23.74
	Program Components			Factor											
	Skating Skills			0.80	5.75	5.50	5.25	6.25	6.25						5.83
	Transitions/Linking Footwork/Movement			0.80	5.50	5.25	5.00	6.00	6.25						5.58
	Performance/Execution			0.80	5.75	5.50	5.50	6.25	6.00						5.75
	Choreography/Composition			0.80	5.50	5.25	5.25	6.00	6.25						5.58
	Interpretation			0.80	5.50	5.50	5.50	6.00	6.00						5.67
	Judges Total Program Component Score (factored)														22.72

Deductions	Falls: -1.00	-1.00
-------------------	--------------	--------------

< Under-rotated jump * Invalid element x Credit for highlight distribution, base value multiplied by 1.1 e Wrong edge

Rank	Name	Nation	Starting Number	Total Segment Score	Total Element Score	Total Program Component Score (factored)	Total Deductions
4	Kristina SKULETA-GROMOVA	EST	2	45.24	24.16	21.08	0.00

#	Executed Elements	Info	Base Value	GOE	J1	J2	J3	J4	J5	J6	J7	J8	J9	Ref	Scores of Panel
1	3T+3T		8.20	0.00	0	0	0	0	0						8.20
2	2Lz		2.10	0.20	0	0	1	1	1						2.30
3	LSp2		1.90	0.33	0	0	1	1	1						2.23
4	StSq2		2.60	0.33	1	0	0	1	1						2.93
5	FCSp3		2.80	0.67	1	1	1	2	2						3.47
6	2A<	<	2.53	x -1.50	-3	-3	-3	-3	-3						1.03
7	CCoSp3p4		3.50	0.50	1	1	0	1	1						4.00
			23.63												24.16
	Program Components			Factor											
	Skating Skills			0.80	5.25	5.25	5.00	5.75	5.75						5.42
	Transitions/Linking Footwork/Movement			0.80	5.00	5.00	4.75	5.50	5.50						5.17
	Performance/Execution			0.80	5.25	5.00	5.00	5.50	5.75						5.25
	Choreography/Composition			0.80	5.00	4.75	5.00	5.75	5.75						5.25
	Interpretation			0.80	5.00	5.00	5.00	5.75	5.75						5.25
	Judges Total Program Component Score (factored)														21.08

Deductions		0.00
-------------------	--	-------------

< Under-rotated jump x Credit for highlight distribution, base value multiplied by 1.1

Rostelecom Crystal Skate 2015

LADIES, JUNIORS SHORT PROGRAM

JUDGES DETAILS PER SKATER

Rank	Name	Nation	Starting Number	Total Segment Score	Total Element Score	Program Component Score (factored)	Total Deductions
5	Elzbieta KROPA	LTU	7	41.72	22.00	20.72	1.00

#	Executed Elements	Info	Base Value	GOE	J1	J2	J3	J4	J5	J6	J7	J8	J9	Ref	Scores of Panel
1	3F+2T		6.60	0.47	0	1	1	0	1						7.07
2	3Lze<	e	3.60	-2.10	-3	-3	-3	-3	-3						1.50
3	FCSp1		1.90	-0.10	-1	0	-1	0	0						1.80
4	StSq2		2.60	0.00	1	0	0	0	0						2.60
5	2A	x	3.63	0.00	0	1	0	0	0						3.63
6	CCoSp3p3		3.00	0.00	0	0	0	0	0						3.00
7	LSp3		2.40	0.00	0	0	1	0	0						2.40
			23.73												22.00
Program Components				Factor											
	Skating Skills			0.80	5.25	5.50	5.25	5.50	5.25						5.33
	Transitions/Linking Footwork/Movement			0.80	5.00	5.25	5.00	5.00	4.75						5.00
	Performance/Execution			0.80	5.25	5.50	5.00	4.75	5.00						5.08
	Choreography/Composition			0.80	5.25	5.25	5.00	5.25	5.25						5.25
	Interpretation			0.80	5.50	5.50	5.25	5.00	5.00						5.25
	Judges Total Program Component Score (factored)														20.72

Deductions	Falls: -1.00	-1.00
-------------------	--------------	--------------

< Under-rotated jump x Credit for highlight distribution, base value multiplied by 1.1 e Wrong edge

Rank	Name	Nation	Starting Number	Total Segment Score	Total Element Score	Program Component Score (factored)	Total Deductions
6	Natalja GORDEJEVA	EST	3	31.45	14.87	18.58	2.00

#	Executed Elements	Info	Base Value	GOE	J1	J2	J3	J4	J5	J6	J7	J8	J9	Ref	Scores of Panel
1	3Lze<	e	3.60	-2.10	-3	-3	-3	-3	-3						1.50
2	3S<<+COMBO	<<	1.30	-0.60	-3	-3	-3	-3	-3						0.70
3	FCSp3		2.80	0.00	0	0	0	-1	0						2.80
4	2A<	<	2.53	-0.83	-2	-1	-2	-1	-2						1.70
5	LSp2		1.90	0.00	0	0	1	0	0						1.90
6	StSq2		2.60	0.00	1	0	0	0	0						2.60
7	CCoSp3p4		3.50	0.17	1	1	0	0	0						3.67
			18.23												14.87
Program Components				Factor											
	Skating Skills			0.80	5.00	4.75	4.75	4.75	4.50						4.75
	Transitions/Linking Footwork/Movement			0.80	4.75	4.50	4.50	4.75	4.50						4.58
	Performance/Execution			0.80	4.75	4.50	4.75	4.50	4.25						4.58
	Choreography/Composition			0.80	5.00	4.75	5.00	4.50	4.50						4.75
	Interpretation			0.80	5.00	4.50	4.75	4.25	4.50						4.58
	Judges Total Program Component Score (factored)														18.58

Deductions	Falls: -2.00	-2.00
-------------------	--------------	--------------

< Under-rotated jump << Downgraded jump x Credit for highlight distribution, base value multiplied by 1.1 e Wrong edge

Rostelecom Crystal Skate 2015

LADIES, JUNIORS SHORT PROGRAM

JUDGES DETAILS PER SKATER

Rank	Name	Nation	Starting Number	Total Segment Score	Total Element Score	Program Score (factored)	Total Component Score (factored)	Total Deductions
7	Aleksandra NESTEROVA	KGZ	5	26.80	10.40		16.40	0.00

#	Executed Elements	Info	Base Value	GOE	J1	J2	J3	J4	J5	J6	J7	J8	J9	Ref	Scores of Panel
1	2F+2T<	<	2.80	-0.40	-1	-2	-1	-1	-2						2.40
2	2Lz	!	2.10	-0.30	-1	-2	-1	-1	-1						1.80
3	CCoSp2p1		1.40	-0.10	0	-1	-1	0	0						1.30
4	1A*	*	0.00	x 0.00	-	-	-	-	-						0.00
5	LSp1		1.50	0.00	0	0	1	-1	0						1.50
6	StSqB		1.50	0.00	0	0	0	0	0						1.50
7	FCSp1		1.90	0.00	1	0	0	-1	0						1.90
			11.20												10.40
	Program Components			Factor											
	Skating Skills			0.80	4.75	3.75	4.25	4.25	3.75						4.08
	Transitions/Linking Footwork/Movement			0.80	4.50	3.50	4.00	4.25	3.50						3.92
	Performance/Execution			0.80	4.75	3.75	4.25	4.00	4.00						4.08
	Choreography/Composition			0.80	4.75	3.50	4.25	4.50	4.00						4.25
	Interpretation			0.80	4.75	3.50	4.50	4.00	4.00						4.17
	Judges Total Program Component Score (factored)														16.40

Deductions	0.00
------------	------

< Under-rotated jump * Invalid element x Credit for highlight distribution, base value multiplied by 1.1 ! Not clear edge

printed: 05.04.2015 17:23:58

LADIES, JUNIORS

RESULT DETAILS FREE SKATING

Pl.	Name	Nation	Total Segment Score =	Total Element Score +	Tot. Prog. Comp. Score * +	SS	TR	PE	CH	IN	Deduct. -
1	Elizaveta IUSHENKO	RUS	102.46	52.52	50.94	6.42	6.17	6.33	6.42	6.50	1.00
2	Diana PERVUSHKINA	RUS	98.12	52.45	46.67	5.92	5.58	5.92	5.92	5.83	1.00
3	Polina MAKAROVA	RUS	91.61	44.55	47.06	6.08	5.75	5.75	5.83	6.00	0.00
4	Elzbieta KROPA	LTU	75.92	35.65	40.27	5.17	4.83	5.17	4.92	5.08	0.00
5	Kristina SKULETA-GROMOVA	EST	75.90	35.37	40.53	5.25	4.92	5.08	5.08	5.00	0.00
6	Natalja GORDEJEVA	EST	64.42	27.34	37.08	4.67	4.42	4.75	4.67	4.67	0.00
7	Aleksandra NESTEROVA	KGZ	48.56	15.89	32.67	4.25	3.92	4.17	4.00	4.08	0.00

SS = Skating Skills

TR = Transitions/Linking Footwork/Movement

PE = Performance/Execution

CH = Choreography/Composition

IN = Interpretation

* = factored score

Printed: 06.04.2015 16:45:56

Rostelecom Crystal Skate 2015

LADIES, JUNIORS FREE SKATING

JUDGES DETAILS PER SKATER

Rank	Name	Nation	Starting Number	Total Segment Score	Total Element Score	Total Program Component Score (factored)	Total Deductions
1	Elizaveta IUSHENKO	RUS	7	102.46	52.52	50.94	1.00

#	Executed Elements	Info	Base Value	GOE	J1	J2	J3	J4	J5	J6	J7	J8	J9	Ref	Scores of Panel
1	3Lz<	<	4.20	-2.10	-3	-3	-3	-3	-3						2.10
2	2A+1Lo+3S		8.00	0.70	1	1	1	1	1						8.70
3	3Lz+2A+SEQ		7.44	0.47	0	1	1	1	0						7.91
4	3Lo<	<	3.60	-0.70	-1	-1	-1	-1	-1						2.90
5	StSq3		3.30	0.50	1	1	1	2	1						3.80
6	FCSp4		3.20	0.67	1	1	1	2	2						3.87
7	3F+2T		7.26	x 0.47	0	1	1	1	0						7.73
8	3F<	<	4.07	x -0.47	0	0	-1	-1	-1						3.60
9	3T		4.51	x 0.00	0	0	0	0	0						4.51
10	LSp3		2.40	0.50	1	1	1	1	1						2.90
11	CCoSp3p4		3.50	1.00	2	2	2	2	2						4.50
			51.48												52.52
Program Components				Factor											
Skating Skills				1.60	6.50	6.75	6.25	6.50	6.25						6.42
Transitions/Linking Footwork/Movement				1.60	6.00	6.50	6.25	6.25	6.00						6.17
Performance/Execution				1.60	6.50	6.50	6.25	6.25	6.00						6.33
Choreography/Composition				1.60	6.25	6.50	6.50	6.50	6.00						6.42
Interpretation				1.60	6.25	6.75	6.50	6.75	6.25						6.50
Judges Total Program Component Score (factored)															50.94

Deductions	Falls: -1.00	-1.00
-------------------	--------------	--------------

< Under-rotated jump x Credit for highlight distribution, base value multiplied by 1.1

Rank	Name	Nation	Starting Number	Total Segment Score	Total Element Score	Total Program Component Score (factored)	Total Deductions
2	Diana PERVUSHKINA	RUS	4	98.12	52.45	46.67	1.00

#	Executed Elements	Info	Base Value	GOE	J1	J2	J3	J4	J5	J6	J7	J8	J9	Ref	Scores of Panel
1	3Lze+3T	e	8.30	-1.17	-2	-2	-2	-1	-1						7.13
2	3Lo		5.10	0.47	0	0	1	1	1						5.57
3	3F+1Lo+3S		10.00	0.47	1	0	0	1	1						10.47
4	FSSp4		3.00	0.50	1	1	1	1	1						3.50
5	StSq3		3.30	0.50	1	1	1	1	1						3.80
6	3F		5.83	x 0.70	1	1	1	1	1						6.53
7	3S+2T		6.05	x 0.47	0	1	0	1	1						6.52
8	LSp1		1.50	0.50	1	1	0	1	1						2.00
9	2A<	<	2.53	x -1.50	-3	-3	-3	-3	-3						1.03
10	2A		3.63	x 0.17	0	0	0	1	1						3.80
11	CCoSp2p3		2.10	0.00	0	0	-1	0	0						2.10
			51.34												52.45
Program Components				Factor											
Skating Skills				1.60	6.25	6.00	6.00	5.75	5.75						5.92
Transitions/Linking Footwork/Movement				1.60	5.75	5.75	5.50	5.50	5.50						5.58
Performance/Execution				1.60	6.00	6.00	6.00	5.75	5.50						5.92
Choreography/Composition				1.60	6.00	5.75	6.00	6.00	5.75						5.92
Interpretation				1.60	6.00	6.00	5.75	5.75	5.50						5.83
Judges Total Program Component Score (factored)															46.67

Deductions	Falls: -1.00	-1.00
-------------------	--------------	--------------

< Under-rotated jump x Credit for highlight distribution, base value multiplied by 1.1 e Wrong edge

Rostelecom Crystal Skate 2015

LADIES, JUNIORS FREE SKATING

JUDGES DETAILS PER SKATER

Rank	Name	Nation	Starting Number	Total Segment Score	Total Element Score	Total Program Component Score (factored)	Total Deductions
3	Polina MAKAROVA	RUS	5	91.61	44.55	47.06	0.00

#	Executed Elements	Info	Base Value	GOE	J1	J2	J3	J4	J5	J6	J7	J8	J9	Ref	Scores of Panel
1	3Lz<<	<<	2.10	-0.90	-3	-3	-3	-3	-3						1.20
2	3F	!	5.30	-0.23	0	-1	0	0	-1						5.07
3	StSq2		2.60	0.50	1	1	1	1	1						3.10
4	3Lz+3T<	<	9.90	x -1.17	0	-2	-1	-2	-3						8.73
5	1Lo		0.55	x -0.03	0	-1	0	0	-3						0.52
6	CCoSp3p4		3.50	0.67	1	1	2	2	1						4.17
7	3T+2T		5.94	x 0.70	0	1	1	1	1						6.64
8	2A+1Lo<<+2S	<<	5.06	x -0.67	-3	-1	-1	-1	-2						4.39
9	FCSp4		3.20	0.50	1	1	1	1	1						3.70
10	2A		3.63	x 0.50	0	1	1	1	1						4.13
11	LSp3		2.40	0.50	0	1	1	1	1						2.90
			44.18												44.55
Program Components			Factor												
Skating Skills			1.60		6.25	6.00	6.25	6.00	5.75						6.08
Transitions/Linking Footwork/Movement			1.60		5.75	5.75	6.00	5.75	5.25						5.75
Performance/Execution			1.60		6.00	5.75	5.75	5.75	5.50						5.75
Choreography/Composition			1.60		6.00	5.75	5.75	6.25	5.50						5.83
Interpretation			1.60		6.00	6.00	6.00	6.00	5.00						6.00
Judges Total Program Component Score (factored)															47.06

Deductions	0.00
-------------------	-------------

< Under-rotated jump << Downgraded jump x Credit for highlight distribution, base value multiplied by 1.1 ! Not clear edge

Rank	Name	Nation	Starting Number	Total Segment Score	Total Element Score	Total Program Component Score (factored)	Total Deductions
4	Elzbieta KROPA	LTU	3	75.92	35.65	40.27	0.00

#	Executed Elements	Info	Base Value	GOE	J1	J2	J3	J4	J5	J6	J7	J8	J9	Ref	Scores of Panel
1	3F+2T		6.60	0.00	0	0	0	0	0						6.60
2	3Lo<+2T	<	4.90	-0.47	0	-1	-1	0	-1						4.43
3	2A		3.30	0.00	0	0	0	1	0						3.30
4	2A		3.30	0.33	0	0	1	1	1						3.63
5	3Lo<<	<<	1.80	-0.70	-2	-3	-2	-2	-3						1.10
6	FSSp4		3.00	0.00	0	0	0	0	0						3.00
7	2F+1Lo+2S		4.07	x 0.00	0	0	0	0	0						4.07
8	CCoSp3p3		3.00	0.00	0	0	-1	0	0						3.00
9	2F		2.09	x 0.00	0	0	0	0	0						2.09
10	StSq2		2.60	0.33	1	0	0	1	1						2.93
11	LSp1		1.50	0.00	0	0	0	0	0						1.50
			36.16												35.65
Program Components			Factor												
Skating Skills			1.60		5.00	5.50	5.25	5.25	4.75						5.17
Transitions/Linking Footwork/Movement			1.60		4.75	5.25	5.00	4.75	4.50						4.83
Performance/Execution			1.60		5.25	5.50	5.25	4.50	5.00						5.17
Choreography/Composition			1.60		5.00	5.25	5.00	4.75	4.75						4.92
Interpretation			1.60		5.00	5.50	5.25	4.75	5.00						5.08
Judges Total Program Component Score (factored)															40.27

Deductions	0.00
-------------------	-------------

< Under-rotated jump << Downgraded jump x Credit for highlight distribution, base value multiplied by 1.1

Rostelecom Crystal Skate 2015

LADIES, JUNIORS FREE SKATING

JUDGES DETAILS PER SKATER

Rank	Name	Nation	Starting Number	Total Segment Score	Total Element Score	Program Score (factored)	Total Component Score (factored)	Total Deductions
5	Kristina SKULETA-GROMOVA	EST	6	75.90	35.37		40.53	0.00

#	Executed Elements	Info	Base Value	GOE	J1	J2	J3	J4	J5	J6	J7	J8	J9	Ref	Scores of Panel
1	3T		4.10	-1.40	-2	-2	-2	-2	-2						2.70
2	3S		4.20	0.00	0	0	0	0	0						4.20
3	2Lo+1Lo+3S<	<	5.30	-0.70	-1	-2	-1	-1	-1						4.60
4	2A<	<	2.30	-0.50	-1	-1	-1	0	-1						1.80
5	LSp3		2.40	0.00	0	0	1	0	0						2.40
6	FCCoSp3p4		3.50	0.17	0	1	0	0	1						3.67
7	StSq2		2.60	0.17	1	0	0	0	1						2.77
8	2Lze+2T	e	3.08	x -0.50	-2	-2	-1	-1	-2						2.58
9	2A+2T		5.06	x 0.00	-1	0	0	0	0						5.06
10	2F		2.09	x 0.00	0	0	0	0	0						2.09
11	CCoSp3p4		3.50	0.00	0	0	0	1	0						3.50
			38.13												35.37
Program Components				Factor											
Skating Skills				1.60	5.75	5.75	5.00	4.75	5.00						5.25
Transitions/Linking Footwork/Movement				1.60	5.25	5.50	4.75	4.50	4.75						4.92
Performance/Execution				1.60	5.50	5.50	4.75	4.50	5.00						5.08
Choreography/Composition				1.60	5.50	5.50	5.00	4.75	4.75						5.08
Interpretation				1.60	5.25	5.75	5.00	4.75	4.75						5.00
Judges Total Program Component Score (factored)															40.53

Deductions	0.00
-------------------	-------------

< Under-rotated jump x Credit for highlight distribution, base value multiplied by 1.1 e Wrong edge

Rank	Name	Nation	Starting Number	Total Segment Score	Total Element Score	Program Score (factored)	Total Component Score (factored)	Total Deductions
6	Natalja GORDEJEVA	EST	2	64.42	27.34		37.08	0.00

#	Executed Elements	Info	Base Value	GOE	J1	J2	J3	J4	J5	J6	J7	J8	J9	Ref	Scores of Panel
1	3T<	<	3.00	-0.70	-1	-2	-1	-1	-1						2.30
2	2A		3.30	0.00	0	0	0	0	0						3.30
3	2S		1.30	-0.53	-3	-3	-3	-2	-2						0.77
4	3F<	<	3.70	-0.93	-2	-2	-1	-1	-1						2.77
5	FSSp3		2.60	0.00	1	0	0	0	0						2.60
6	2Lz+1Lo+2T		3.90	0.00	0	0	0	0	-1						3.90
7	2S		1.43	x 0.00	0	0	0	0	0						1.43
8	2F+2Lo<<	<<	2.64	x -0.80	-2	-3	-2	-3	-3						1.84
9	FCCoSp3p2		2.50	0.00	0	0	0	0	0						2.50
10	StSq2		2.60	0.00	0	0	0	0	0						2.60
11	CCoSp3p3		3.00	0.33	0	1	0	1	1						3.33
			29.97												27.34
Program Components				Factor											
Skating Skills				1.60	4.75	5.00	4.75	4.50	4.50						4.67
Transitions/Linking Footwork/Movement				1.60	4.50	4.50	4.50	4.25	4.25						4.42
Performance/Execution				1.60	4.75	4.75	4.75	4.50	4.75						4.75
Choreography/Composition				1.60	5.00	4.75	4.75	4.50	4.50						4.67
Interpretation				1.60	4.75	5.00	4.75	4.25	4.50						4.67
Judges Total Program Component Score (factored)															37.08

Deductions	0.00
-------------------	-------------

< Under-rotated jump << Downgraded jump x Credit for highlight distribution, base value multiplied by 1.1

Rostelecom Crystal Skate 2015

LADIES, JUNIORS FREE SKATING

JUDGES DETAILS PER SKATER

Rank	Name	Nation	Starting Number	Total Segment Score	Total Element Score	Program Score (factored)	Total Component Score (factored)	Total Deductions
7	Aleksandra NESTEROVA	KGZ	1	48.56	15.89		32.67	0.00

#	Executed Elements	Info	Base Value	GOE	J1	J2	J3	J4	J5	J6	J7	J8	J9	Ref	Scores of Panel
1	2F		1.90	0.00	0	0	0	0	0						1.90
2	1A		1.10	0.00	0	0	0	0	0						1.10
3	LSp2		1.90	0.00	0	0	0	0	0						1.90
4	2Lze	e	1.50	-0.80	-3	-3	-2	-2	-3						0.70
5	2F<<	<<	0.50	-0.30	-3	-3	-3	-3	-3						0.20
6	StSq1		1.80	0.00	0	0	0	0	0						1.80
7	2Lo+1Lo<+2S<	<	3.41	x -0.40	-1	-2	-1	-1	-2						3.01
8	FCSp1V1		1.30	0.00	1	0	-1	0	0						1.30
9	2T		1.43	x 0.00	-1	0	0	0	0						1.43
10	2Lo+1A+SEQ		2.55	x 0.00	-1	0	0	0	0						2.55
11	CCoSp		0.00	0.00	-	-	-	-	-						0.00
			17.39												15.89
	Program Components			Factor											
	Skating Skills			1.60	4.25	4.00	4.50	4.50	4.00						4.25
	Transitions/Linking Footwork/Movement			1.60	4.00	3.50	4.25	4.00	3.75						3.92
	Performance/Execution			1.60	4.25	3.75	4.25	4.25	4.00						4.17
	Choreography/Composition			1.60	4.00	3.50	4.25	4.50	3.75						4.00
	Interpretation			1.60	4.25	3.75	4.25	4.25	3.75						4.08
	Judges Total Program Component Score (factored)														32.67

Deductions	0.00
------------	------

< Under-rotated jump << Downgraded jump x Credit for highlight distribution, base value multiplied by 1.1 e Wrong edge

printed: 06.04.2015 16:46:01

Rostelecom Crystal Skate 2015

PANEL OF JUDGES

ICE DANCE, ADVANCED NOVICES

Officials

Technical Controller	Mr. Alexandr GORSHKOV	ISU
Technical Specialist	Ms. Aliko STERGIADU	ISU
Assistant Technical Specialist	Ms. Julia KOMLEVA	ISU

Judges

Referee	Ms. Lolita LABUNSKAYA	RUS
Judge No.1	Mr. Alexander GOROJDANOV	BLR
Judge No.2	Ms. Svetlana KANDIBA	RUS
Judge No.3	Mr. Vladislav PETUKHOV	UKR
Judge No.4	Ms. Tatiana YORDANOVA	BUL
Judge No.5	Mr. Yuriy GUSKOV	KAZ

Data/Replay Operator

Data Operator	Mr. Alexander KUZNETSOV	RUS
Replay Operator	Ms. Alexandra KORCHAGINA	RUS

Rostelecom Crystal Skate 2015

RESULTS


ICE DANCE, ADVANCED NOVICES FINAL RESULT

Pl.	Name	Nation	Total Score	P1	P2	FD
1	Eva ZAPOROZHSKAYA / Alexander BALYKOV Russia / -	RUS	90,26	1	1	1
2	Polina MISHCHANCHUK / Uladzimir ZAITSAU Belarus / -	BLR	79,93	2	3	2
3	Daria DROZD / Bogdan BOROVLIV Russia / -	RUS	78,68	3	2	3
4	Svetlana LIZUNOVA / Denis SOKOLOV Russia / -	RUS	70,06	4	4	4

Ms. Lolita LABUNSKAYA RUS


Referee

Printed: 06.04.2015 17:39:52



Mr. Alexandr GORSHKOV ISU

Technical Controller



ICE DANCE, ADVANCED NOVICES

RESULT DETAILS PATTERN DANCE 1 (WITH KEYPOINTS) ROCKER FOXTROT

Pl.	Name	Nation	Total Segment Score =	Total Element Score +	Tot. Prog. Comp. Score * +	SS	TI	PF	IN	Deduct. -	
1	Eva ZAPOROZHSKAYA / Alexander BALYKOV	RUS	16.37	19.14	13.59	4.92	4.75	4.92	0.00	4.83	0.00
2	Polina MISHCHANCHUK / Uladzimir ZAITSAU	BLR	13.04	13.00	13.07	4.67	4.58	4.83	0.00	4.58	0.00
3	Daria DROZD / Bogdan BOROVLEV	RUS	12.73	13.10	12.36	4.58	4.33	4.42	0.00	4.33	0.00
4	Svetlana LIZUNOVA / Denis SOKOLOV	RUS	10.79	9.54	12.03	4.67	4.00	4.25	0.00	4.25	0.00

SS = Skating Skills

TI = Timing

PF = Performance

IN = Interpretation

* = factored score

Printed: 05.04.2015 18:28:54

Rostelecom Crystal Skate 2015

ICE DANCE, ADVANCED NOVICES PATTERN DANCE 1 (WITH KEYPOINTS) ROCKER FOXTROT JUI

Rank	Name	Nation	Starting Number	Total Segment Score	Total Element Score	Program Component Score (factored)	Total Deductions
1	Eva ZAPOROZHSKAYA / Alexander BALYKOV	RUS	2	16.37	19.14	13.59	0.00

#	Executed Elements	Info	Base Value	GOE	J1	J2	J3	J4	J5	J6	J7	J8	J9	Ref	Scores of Panel
1	RF1Sq3+kpYYN		3.30	0.70	1	1	0	1	1						4.00
2	RF2Sq3+kpNYY		3.70	0.80	1	1	1	1	1						4.50
3	RF3Sq3+kpYYN		4.10	0.67	1	1	1	0	0						4.77
4	RF4Sq4+kpYYY		5.50	0.37	1	1	0	0	0						5.87
			16.60												19.14
Program Components			Factor												
	Skating Skills		0.70		4.75	4.75	4.50	5.25	5.50						4.92
	Timing		0.70		4.50	4.50	4.75	5.00	5.25						4.75
	Performance		0.70		4.75	4.75	4.75	5.25	5.50						4.92
	Interpretation		0.70		4.75	4.75	4.75	5.00	5.50						4.83
Judges Total Program Component Score (factored)															13.59

Deductions	0.00
-------------------	-------------

Rank	Name	Nation	Starting Number	Total Segment Score	Total Element Score	Program Component Score (factored)	Total Deductions
2	Polina MISHCHANCHUK / Uladzimir ZAITSAU	BLR	3	13.04	13.00	13.07	0.00

#	Executed Elements	Info	Base Value	GOE	J1	J2	J3	J4	J5	J6	J7	J8	J9	Ref	Scores of Panel
1	RF1Sq2+kpYNN		2.60	0.00	0	0	-1	0	1						2.60
2	RF2Sq2+kpNNY		2.90	0.00	1	0	0	0	0						2.90
3	RF3Sq3+kpYNY		4.10	0.00	0	0	0	0	0						4.10
4	RF4Sq2+kpNNY		3.40	0.00	0	0	0	0	-1						3.40
			13.00												13.00
Program Components			Factor												
	Skating Skills		0.70		4.50	4.50	4.50	5.00	5.25						4.67
	Timing		0.70		4.50	4.25	4.25	5.00	5.00						4.58
	Performance		0.70		4.75	4.75	4.25	5.00	5.00						4.83
	Interpretation		0.70		4.50	4.50	4.25	4.75	4.75						4.58
Judges Total Program Component Score (factored)															13.07

Deductions	0.00
-------------------	-------------

Rank	Name	Nation	Starting Number	Total Segment Score	Total Element Score	Program Component Score (factored)	Total Deductions
3	Daria DROZD / Bogdan BOROVLEV	RUS	1	12.73	13.10	12.36	0.00

#	Executed Elements	Info	Base Value	GOE	J1	J2	J3	J4	J5	J6	J7	J8	J9	Ref	Scores of Panel
1	RF1Sq3+kpNYY		3.30	0.70	0	1	1	1	1						4.00
2	RF2Sq2+kpNYN		2.90	0.00	0	0	0	0	0						2.90
3	RF3Sq3+kpYNY		4.10	0.00	0	0	0	0	0						4.10
4	RF4Sq1+kpNNN		2.40	-0.30	0	0	0	-1	-1						2.10
			12.70												13.10
Program Components			Factor												
	Skating Skills		0.70		4.50	4.50	4.25	4.75	5.25						4.58
	Timing		0.70		4.25	4.25	4.00	4.50	5.00						4.33
	Performance		0.70		4.25	4.25	4.50	4.50	5.00						4.42
	Interpretation		0.70		4.25	4.25	4.50	4.25	5.00						4.33
Judges Total Program Component Score (factored)															12.36

Deductions	0.00
-------------------	-------------

Rostelecom Crystal Skate 2015

ICE DANCE, ADVANCED NOVICES PATTERN DANCE 1 (WITH KEYPOINTS) **ROCKER FOXTROT** JUI

Rank	Name	Nation	Starting Number	Total Segment Score	Total Element Score	Program Component Score (factored)				Total Deductions
4	Svetlana LIZUNOVA / Denis SOKOLOV	RUS	4	10.79	9.54	12.03				0.00

#	Executed Elements	Info	Base Value	GOE	J1	J2	J3	J4	J5	J6	J7	J8	J9	Ref	Scores of Panel
1	RF1Sq2+kpNYN		2.60	-0.23	0	0	0	-1	-1						2.37
2	RF2Sq1+kpNNN		2.00	0.00	0	0	1	0	0						2.00
3	RF3Sq2+kpNYN		3.10	-0.33	0	0	0	-1	-1						2.77
4	RF4Sq1+kpNNN		2.40	0.00	0	0	1	0	-1						2.40
			10.10												9.54
	Program Components			Factor											
	Skating Skills			0.70	4.25	4.75	4.75	4.50	5.00						4.67
	Timing			0.70	4.00	4.00	4.00	4.00	4.75						4.00
	Performance			0.70	4.00	4.00	4.50	4.25	5.00						4.25
	Interpretation			0.70	4.00	4.00	4.50	4.25	4.75						4.25
	Judges Total Program Component Score (factored)														12.03

Deductions	0.00
-------------------	-------------

printed: 05.04.2015 18:28:58

ICE DANCE, ADVANCED NOVICES

RESULT DETAILS PATTERN DANCE 2 (WITH KEYPOINTS) STARLIGHT WALTZ

Pl.	Name	Nation	Total Segment Score =	Total Element Score +	Tot. Prog. Comp. Score * +	SS	TI	PF	IN	Deduct. -	
1	Eva ZAPOROZHSKAYA / Alexander BALYKOV	RUS	16.90	19.67	14.12	5.17	4.83	5.17	0.00	5.00	0.00
2	Daria DROZD / Bogdan BOROVLIV	RUS	14.49	15.50	13.47	4.83	4.67	4.92	0.00	4.83	0.00
3	Polina MISHCHANCHUK / Uladzimir ZAITSAU	BLR	13.08	13.03	13.13	4.75	4.50	4.83	0.00	4.67	0.00
4	Svetlana LIZUNOVA / Denis SOKOLOV	RUS	12.42	13.00	11.84	4.33	4.17	4.33	0.00	4.08	0.00

SS = Skating Skills

TI = Timing

PF = Performance

IN = Interpretation

* = factored score

Printed: 05.04.2015 18:29:13

Rostelecom Crystal Skate 2015

ICE DANCE, ADVANCED NOVICES PATTERN DANCE 2 (WITH KEYPOINTS) STARLIGHT WALTZ JUI

Rank	Name	Nation	Starting Number	Total Segment Score	Total Element Score	Total Program Component Score (factored)	Total Deductions
1	Eva ZAPOROZHSKAYA / Alexander BALYKOV	RUS	4	16.90	19.67	14.12	0.00

#	Executed Elements	Info	Base Value	GOE	J1	J2	J3	J4	J5	J6	J7	J8	J9	Ref	Scores of Panel
1	SW1Sq1Se4+kpYYY		4.10	0.70	1	1	1	1	1						4.80
2	SW1Sq2Se3+kpYYN		3.70	0.80	1	1	1	1	1						4.50
3	SW2Sq1Se3+kpYNY		4.10	0.67	1	1	1	0	0						4.77
4	SW2Sq2Se3+kpYYN		4.50	1.10	0	1	1	1	1						5.60
			16.40												19.67
Program Components			Factor												
	Skating Skills		0.70		4.75	5.00	5.00	5.50	5.50						5.17
	Timing		0.70		4.50	4.75	4.50	5.25	5.25						4.83
	Performance		0.70		4.75	5.00	5.00	5.50	5.50						5.17
	Interpretation		0.70		4.75	5.00	4.75	5.50	5.25						5.00
Judges Total Program Component Score (factored)															14.12

Deductions	0.00
-------------------	-------------

Rank	Name	Nation	Starting Number	Total Segment Score	Total Element Score	Total Program Component Score (factored)	Total Deductions
2	Daria DROZD / Bogdan BOROVLEV	RUS	3	14.49	15.50	13.47	0.00

#	Executed Elements	Info	Base Value	GOE	J1	J2	J3	J4	J5	J6	J7	J8	J9	Ref	Scores of Panel
1	SW1Sq1Se3+kpYYN		3.30	0.70	0	1	1	1	1						4.00
2	SW1Sq2Se2+kpYNN		2.90	0.00	0	0	0	0	-1						2.90
3	SW2Sq1Se2+kpNYY		3.10	1.00	0	1	1	1	1						4.10
4	SW2Sq2Se3+kpYNY		4.50	0.00	0	0	1	0	0						4.50
			13.80												15.50
Program Components			Factor												
	Skating Skills		0.70		4.50	4.75	4.75	5.00	5.25						4.83
	Timing		0.70		4.25	4.50	4.75	4.75	5.00						4.67
	Performance		0.70		4.25	4.75	5.00	5.00	5.00						4.92
	Interpretation		0.70		4.50	5.00	4.75	4.75	5.00						4.83
Judges Total Program Component Score (factored)															13.47

Deductions	0.00
-------------------	-------------

Rank	Name	Nation	Starting Number	Total Segment Score	Total Element Score	Total Program Component Score (factored)	Total Deductions
3	Polina MISHCHANCHUK / Uladzimir ZAITSAU	BLR	1	13.08	13.03	13.13	0.00

#	Executed Elements	Info	Base Value	GOE	J1	J2	J3	J4	J5	J6	J7	J8	J9	Ref	Scores of Panel
1	SW1Sq1Se2+kpNYY		2.60	0.23	0	0	0	1	1						2.83
2	SW1Sq2Se3+kpYYN		3.70	0.00	1	0	0	0	0						3.70
3	SW2Sq1Se2+kpNYY		3.10	0.00	1	0	0	0	-1						3.10
4	SW2Sq2Se2+kpNYY		3.40	0.00	0	0	0	0	-1						3.40
			12.80												13.03
Program Components			Factor												
	Skating Skills		0.70		4.50	4.50	4.50	5.25	5.25						4.75
	Timing		0.70		4.50	4.25	4.25	4.75	4.75						4.50
	Performance		0.70		4.75	4.75	4.50	5.25	5.00						4.83
	Interpretation		0.70		4.75	4.50	4.25	5.00	4.75						4.67
Judges Total Program Component Score (factored)															13.13

Deductions	0.00
-------------------	-------------

Rostelecom Crystal Skate 2015

ICE DANCE, ADVANCED NOVICES PATTERN DANCE 2 (WITH KEYPOINTS) STARLIGHT WALTZ JUI

Rank	Name	Nation	Starting Number	Total Segment Score	Total Element Score	Total Program Component Score (factored)				Total Deductions
4	Svetlana LIZUNOVA / Denis SOKOLOV	RUS	2	12.42	13.00	11.84				0.00

#	Executed Elements	Info	Base Value	GOE	J1	J2	J3	J4	J5	J6	J7	J8	J9	Ref	Scores of Panel
1	SW1Sq1Se2+kpNNY		2.60	0.00	0	0	0	0	1						2.60
2	SW1Sq2Se2+kpNNY		2.90	0.27	0	0	1	1	0						3.17
3	SW2Sq1Se2+kpNYY		3.10	0.00	0	0	0	0	1						3.10
4	SW2Sq2Se3+kpYYN		4.50	-0.37	-1	-1	0	0	0						4.13
			13.10												13.00
	Program Components			Factor											
	Skating Skills			0.70	4.25	4.25	4.00	4.50	5.00						4.33
	Timing			0.70	4.00	4.00	4.25	4.25	5.00						4.17
	Performance			0.70	4.00	4.00	4.25	4.75	4.75						4.33
	Interpretation			0.70	4.00	4.00	4.00	4.25	5.00						4.08
	Judges Total Program Component Score (factored)														11.84

Deductions	0.00
-------------------	-------------

printed: 05.04.2015 18:29:18

ICE DANCE, ADVANCED NOVICES

RESULT DETAILS FREE DANCE

Pl.	Name	Nation	Total Segment Score =	Total Element Score +	Tot. Prog. Comp. Score * +	SS	TR	PE	CC	IT	Deduct. -
1	Eva ZAPOROZHSKAYA / Alexander BALYKOV	RUS	56.99	30.50	26.49	5.33	5.08	5.50	5.33	5.25	0.00
2	Polina MISHCHANCHUK / Uladzimir ZAITSAU	BLR	53.81	28.73	25.08	5.08	4.83	5.00	5.17	5.00	0.00
3	Daria DROZD / Bogdan BOROVLEV	RUS	51.46	28.20	23.26	4.75	4.50	4.67	4.67	4.67	0.00
4	Svetlana LIZUNOVA / Denis SOKOLOV	RUS	46.85	24.93	21.92	4.42	4.25	4.50	4.42	4.33	0.00

SS = Skating Skills

TR = Transitions/Linking Footwork/Movement

PE = Performance/Execution

CC = Composition/Choreography

IT = Interpretation/Timing

* = factored score

Printed: 06.04.2015 17:40:01

Rostelecom Crystal Skate 2015

ICE DANCE, ADVANCED NOVICES FREE DANCE

JUDGES DETAILS PER SKATER

Rank	Name	Nation	Starting Number	Total Segment Score	Total Element Score	Total Program Component Score (factored)	Total Deductions
1	Eva ZAPOROZHSKAYA / Alexander BALYKOV	RUS	4	56.99	30.50	26.49	0.00

#	Executed Elements	Info	Base Value	GOE	J1	J2	J3	J4	J5	J6	J7	J8	J9	Ref	Scores of Panel
1	STw4		6.60	0.60	1	1	1	1	2						7.20
2	DiSt2		5.60	1.10	1	1	0	1	1						6.70
3	Sp4		5.60	0.60	1	1	1	1	1						6.20
4	SILi4		4.50	0.80	1	1	1	2	2						5.30
5	CuLi4		4.50	0.60	1	1	0	1	2						5.10
			26.80												30.50
Program Components			Factor												
	Skating Skills			1.00	5.25	5.25	5.00	5.75	5.50						5.33
	Transitions/Linking Footwork/Movement			1.00	5.00	5.00	5.00	5.25	5.25						5.08
	Performance/Execution			1.00	5.50	5.50	5.00	5.50	5.50						5.50
	Composition/Choreography			1.00	5.50	5.25	5.25	5.50	5.25						5.33
	Interpretation/Timing			1.00	5.25	5.50	5.25	5.25	5.25						5.25
Judges Total Program Component Score (factored)			26.49												

Deductions	0.00
-------------------	-------------

Rank	Name	Nation	Starting Number	Total Segment Score	Total Element Score	Total Program Component Score (factored)	Total Deductions
2	Polina MISHCHANCHUK / Uladzimir ZAITSAU	BLR	2	53.81	28.73	25.08	0.00

#	Executed Elements	Info	Base Value	GOE	J1	J2	J3	J4	J5	J6	J7	J8	J9	Ref	Scores of Panel
1	STw4		6.60	0.00	0	-1	0	0	0						6.60
2	SILi4		4.50	0.60	1	0	1	1	1						5.10
3	CiSt2		5.60	0.73	1	0	1	0	1						6.33
4	Sp4		5.60	0.00	0	0	1	0	0						5.60
5	RoLi4		4.50	0.60	1	1	1	1	1						5.10
			26.80												28.73
Program Components			Factor												
	Skating Skills			1.00	5.25	5.00	5.25	5.00	4.75						5.08
	Transitions/Linking Footwork/Movement			1.00	5.00	4.75	5.25	4.75	4.50						4.83
	Performance/Execution			1.00	5.50	5.00	5.00	5.00	4.75						5.00
	Composition/Choreography			1.00	5.50	5.25	5.00	5.25	5.00						5.17
	Interpretation/Timing			1.00	5.25	5.00	5.00	5.00	4.75						5.00
Judges Total Program Component Score (factored)			25.08												

Deductions	0.00
-------------------	-------------

Rank	Name	Nation	Starting Number	Total Segment Score	Total Element Score	Total Program Component Score (factored)	Total Deductions
3	Daria DROZD / Bogdan BOROVLEV	RUS	3	51.46	28.20	23.26	0.00

#	Executed Elements	Info	Base Value	GOE	J1	J2	J3	J4	J5	J6	J7	J8	J9	Ref	Scores of Panel
1	SILi4		4.50	0.60	1	1	1	1	2						5.10
2	CiSt2		5.60	0.37	0	0	0	1	1						5.97
3	Sp4		5.60	0.00	0	0	0	1	0						5.60
4	STw4		6.60	-0.17	-1	0	-1	0	1						6.43
5	RoLi4		4.50	0.60	1	1	0	1	1						5.10
			26.80												28.20
Program Components			Factor												
	Skating Skills			1.00	4.75	4.75	4.75	4.75	5.00						4.75
	Transitions/Linking Footwork/Movement			1.00	4.50	4.75	4.25	4.50	4.50						4.50
	Performance/Execution			1.00	4.50	4.75	4.50	4.75	4.75						4.67
	Composition/Choreography			1.00	4.75	5.00	4.50	4.50	4.75						4.67
	Interpretation/Timing			1.00	4.50	4.75	4.75	4.50	5.00						4.67
Judges Total Program Component Score (factored)			23.26												

Deductions	0.00
-------------------	-------------

Rostelecom Crystal Skate 2015

ICE DANCE, ADVANCED NOVICES FREE DANCE

JUDGES DETAILS PER SKATER

Rank	Name	Nation	Starting Number	Total Segment Score	Total Element Score	Program Score (factored)	Component Score (factored)	Total Deductions
4	Svetlana LIZUNOVA / Denis SOKOLOV	RUS	1	46.85	24.93		21.92	0.00

#	Executed Elements	Info	Base Value	GOE	J1	J2	J3	J4	J5	J6	J7	J8	J9	Ref	Scores of Panel
1	RoLi4		4.50	0.60	1	1	1	1	1						5.10
2	STw4		6.60	-0.17	-1	-1	0	0	0						6.43
3	CiSt1		4.10	0.00	0	0	0	0	0						4.10
4	SILi4		4.50	0.60	1	1	0	1	1						5.10
5	Sp2		3.60	0.60	1	1	0	1	1						4.20
			23.30												24.93
	Program Components			Factor											
	Skating Skills			1.00	4.25	4.50	4.25	4.50	4.50						4.42
	Transitions/Linking Footwork/Movement			1.00	4.25	4.50	4.00	4.25	4.25						4.25
	Performance/Execution			1.00	4.50	4.50	4.25	4.50	4.50						4.50
	Composition/Choreography			1.00	4.25	4.25	4.50	4.50	4.50						4.42
	Interpretation/Timing			1.00	4.25	4.25	4.25	4.50	4.50						4.33
	Judges Total Program Component Score (factored)														21.92

Deductions	Total
	0.00

printed: 06.04.2015 17:40:04

Rostelecom Crystal Skate 2015

PANEL OF JUDGES

ICE DANCE, JUNIORS

Officials

Technical Controller	Mr. Alexandr GORSHKOV	ISU
Technical Specialist	Ms. Julia KOMLEVA	ISU
Assistant Technical Specialist	Ms. Alike STERGIADU	ISU

Judges

Referee	Ms. Lolita LABUNSKAYA	RUS
Judge No.1	Mr. Alexander GOROJDANOV	BLR
Judge No.2	Ms. Svetlana KANDIBA	RUS
Judge No.3	Mr. Vladislav PETUKHOV	UKR
Judge No.4	Ms. Tatiana YORDANOVA	BUL
Judge No.5	Mr. Yuriy GUSKOV	KAZ

Data/Replay Operator

Data Operator	Mr. Alexander KUZNETSOV	RUS
Replay Operator	Ms. Alexandra KORCHAGINA	RUS

Rostelecom Crystal Skate 2015

RESULTS

ICE DANCE, JUNIORS FINAL RESULT

Pl. Name	Nation	Total Score	SD	FD
1 Sofya POLISHCHUK / Alexander VAKHNOV Russia / -	RUS	127,55	1	1
2 Emiliya KALEHANOVA / Uladzislau PALKHOUSKI Belarus / -	BLR	120,46	2	2
3 Daria RUMIANTSEVA / Dmitriy RYABCHENKO Russia / -	RUS	110,11	3	3
4 Guoste DAMULEVICIUTE / Deividas KIZALA Lithuania / -	LTU	99,09	4	4

Ms. Lolita LABUNSKAYA RUS


Referee

Printed: 06.04.2015 18:13:32



Mr. Alexandr GORSHKOV ISU

Technical Controller



ICE DANCE, JUNIORS

RESULT DETAILS SHORT DANCE

Pl.	Name	Nation	Total Segment Score =	Total Element Score +	Tot. Prog. Comp. Score * +	SS	TR	PE	CC	IT	Deduct. -
1	Sofya POLISHCUK / Alexander VAKHNOV	RUS	50.38	27.50	22.88	5.83	5.50	5.92	5.67	5.67	0.00
2	Emiliya KALEHANOVA / Uladzislau PALKHOUSKI	BLR	47.93	26.67	21.26	5.33	5.00	5.42	5.50	5.33	0.00
3	Daria RUMIANTSEVA / Dmitriy RYABCHENKO	RUS	44.88	22.90	21.98	5.50	5.33	5.58	5.50	5.58	0.00
4	Guoste DAMULEVICIUTE / Deividas KIZALA	LTU	41.39	21.53	19.86	5.08	4.67	5.08	5.08	4.92	0.00

SS = Skating Skills

TR = Transitions/Linking Footwork/Movement

PE = Performance/Execution

CC = Composition/Choreography

IT = Interpretation/Timing

* = factored score

Printed: 05.04.2015 19:21:40

Rostelecom Crystal Skate 2015

ICE DANCE, JUNIORS SHORT DANCE

JUDGES DETAILS PER SKATER

Rank	Name	Nation	Starting Number	Total Segment Score	Total Element Score	Total Program Component Score (factored)	Total Deductions
1	Sofya POLISHCHUK / Alexander VAKHNOV	RUS	3	50.38	27.50	22.88	0.00

#	Executed Elements	Info	Base Value	GOE	J1	J2	J3	J4	J5	J6	J7	J8	J9	Ref	Scores of Panel	
1	SILi4		4.50	0.60	1	1	1	1	1						5.10	
2	NtDiSt3		7.10	1.10	1	1	0	1	1						8.20	
3	2SS2+kpYNN		3.00	0.00	0	1	0	0	0						3.00	
4	STw4		6.60	0.00	0	0	0	0	1						6.60	
5	1SS3+kpYYN		4.00	0.60	1	1	1	1	1						4.60	
			25.20												27.50	
Program Components			Factor													
Skating Skills			0.80			6.00	6.00	5.25	5.75	5.75						5.83
Transitions/Linking Footwork/Movement			0.80			5.75	5.75	5.00	5.25	5.50						5.50
Performance/Execution			0.80			6.00	6.00	5.50	5.75	6.00						5.92
Composition/Choreography			0.80			6.00	5.75	5.50	5.50	5.75						5.67
Interpretation/Timing			0.80			5.75	6.00	5.50	5.50	5.75						5.67
Judges Total Program Component Score (factored)																22.88

Deductions	0.00
-------------------	-------------

Rank	Name	Nation	Starting Number	Total Segment Score	Total Element Score	Total Program Component Score (factored)	Total Deductions
2	Emiliya KALEHANOVA / Uladzislau PALKHOUSKI	BLR	2	47.93	26.67	21.26	0.00

#	Executed Elements	Info	Base Value	GOE	J1	J2	J3	J4	J5	J6	J7	J8	J9	Ref	Scores of Panel	
1	1SS4+kpYYY		5.00	0.00	0	0	-1	0	1						5.00	
2	STw4		6.60	0.60	2	1	0	1	1						7.20	
3	NtMiSt2		5.60	0.37	1	1	0	0	0						5.97	
4	SILi4		4.50	0.00	1	0	0	0	0						4.50	
5	2SS3+kpYNY		4.00	0.00	0	0	0	0	-1						4.00	
			25.70												26.67	
Program Components			Factor													
Skating Skills			0.80			5.75	5.50	4.50	5.25	5.25						5.33
Transitions/Linking Footwork/Movement			0.80			5.50	5.25	4.50	4.75	5.00						5.00
Performance/Execution			0.80			6.00	5.75	4.75	5.25	5.25						5.42
Composition/Choreography			0.80			6.00	5.50	4.75	5.50	5.50						5.50
Interpretation/Timing			0.80			5.75	5.50	4.75	5.25	5.25						5.33
Judges Total Program Component Score (factored)																21.26

Deductions	0.00
-------------------	-------------

Rank	Name	Nation	Starting Number	Total Segment Score	Total Element Score	Total Program Component Score (factored)	Total Deductions
3	Daria RUMIANTSEVA / Dmitriy RYABCHENKO	RUS	1	44.88	22.90	21.98	0.00

#	Executed Elements	Info	Base Value	GOE	J1	J2	J3	J4	J5	J6	J7	J8	J9	Ref	Scores of Panel	
1	NtMiSt2		5.60	1.10	0	1	1	1	1						6.70	
2	STw3		5.60	0.00	-1	0	0	0	1						5.60	
3	1SS2+kpNYY		3.00	-0.50	-1	-1	0	-1	-1						2.50	
4	SILi4		4.50	0.60	1	1	1	0	1						5.10	
5	2SS2+kpNNY		3.00	0.00	0	0	0	0	-1						3.00	
			21.70												22.90	
Program Components			Factor													
Skating Skills			0.80			5.25	5.50	5.50	5.50	5.50						5.50
Transitions/Linking Footwork/Movement			0.80			5.00	5.50	5.50	5.25	5.25						5.33
Performance/Execution			0.80			5.50	5.75	5.75	5.25	5.50						5.58
Composition/Choreography			0.80			5.50	5.75	5.50	5.50	5.50						5.50
Interpretation/Timing			0.80			5.50	5.75	5.75	5.50	5.50						5.58
Judges Total Program Component Score (factored)																21.98

Deductions	0.00
-------------------	-------------

Rostelecom Crystal Skate 2015
ICE DANCE, JUNIORS SHORT DANCE

JUDGES DETAILS PER SKATER

Rank	Name	Nation	Starting Number	Total Segment Score	Total Element Score	Program Score (factored)	Component Score (factored)	Total Deductions
4	Guoste DAMULEVICIUTE / Deividas KIZALA	LTU	4	41.39	21.53	19.86		0.00

#	Executed Elements	Info	Base Value	GOE	J1	J2	J3	J4	J5	J6	J7	J8	J9	Ref	Scores of Panel
1	2SS2+kpYNN		3.00	0.20	0	0	0	1	1						3.20
2	STw2		4.60	-0.50	-1	-1	-1	-1	-1						4.10
3	NtMiSt2		5.60	0.73	1	1	0	0	1						6.33
4	SIL4		4.50	0.40	1	0	0	1	1						4.90
5	1SS2+kpNYN		3.00	0.00	0	0	0	0	0						3.00
			20.70												21.53
	Program Components			Factor											
	Skating Skills			0.80	5.00	5.00	4.75	5.50	5.25						5.08
	Transitions/Linking Footwork/Movement			0.80	4.50	4.50	4.50	5.25	5.00						4.67
	Performance/Execution			0.80	5.00	4.75	4.50	5.50	5.75						5.08
	Composition/Choreography			0.80	5.00	4.75	4.25	5.50	5.50						5.08
	Interpretation/Timing			0.80	4.75	4.75	4.25	5.25	5.50						4.92
	Judges Total Program Component Score (factored)														19.86

Deductions	0.00
-------------------	-------------

printed: 05.04.2015 19:21:43

ICE DANCE, JUNIORS

RESULT DETAILS FREE DANCE

Pl.	Name	Nation	Total Segment Score =	Total Element Score +	Tot. Prog. Comp. Score * +	SS	TR	PE	CC	IT	Deduct. -
1	Sofya POLISHCUK / Alexander VAKHNOV	RUS	77.17	39.77	37.40	6.17	6.00	6.42	6.33	6.25	0.00
2	Emiliya KALEHANOVA / Uladzislau PALKHOUSKI	BLR	72.53	37.23	35.30	5.83	5.75	6.00	6.00	5.83	0.00
3	Daria RUMIANTSEVA / Dmitriy RYABCHENKO	RUS	65.23	33.73	31.50	5.33	5.08	5.33	5.25	5.25	0.00
4	Guoste DAMULEVICIUTE / Deividas KIZALA	LTU	57.70	27.80	29.90	5.00	4.92	5.17	5.00	4.83	0.00

SS = Skating Skills

TR = Transitions/Linking Footwork/Movement

PE = Performance/Execution

CC = Composition/Choreography

IT = Interpretation/Timing

* = factored score

Printed: 06.04.2015 18:13:42

Rostelecom Crystal Skate 2015

ICE DANCE, JUNIORS FREE DANCE

JUDGES DETAILS PER SKATER

Rank	Name	Nation	Starting Number	Total Segment Score	Total Element Score	Program Score (factored)	Total Component Score (factored)	Total Deductions
1	Sofya POLISHCHUK / Alexander VAKHNOV	RUS	4	77.17	39.77		37.40	0.00

#	Executed Elements	Info	Base Value	GOE	J1	J2	J3	J4	J5	J6	J7	J8	J9	Ref	Scores of Panel
1	STw3		5.60	0.80	1	1	0	2	2						6.40
2	DiSt2		5.60	1.47	1	1	1	2	2						7.07
3	CiSt2		5.60	1.10	1	1	1	1	2						6.70
4	SILi4		4.50	1.20	2	2	1	2	2						5.70
5	Sp4		5.60	1.20	2	2	2	2	2						6.80
6	ChSp1		0.60	0.80	1	1	1	2	2						1.40
7	RoLi4		4.50	1.20	2	2	1	2	2						5.70
			32.00												39.77
	Program Components			Factor											
	Skating Skills			1.20	6.00	6.00	6.25	6.25	6.25						6.17
	Transitions/Linking Footwork/Movement			1.20	6.00	6.00	6.25	6.00	6.00						6.00
	Performance/Execution			1.20	6.25	6.25	6.50	6.50	6.50						6.42
	Composition/Choreography			1.20	6.25	6.25	6.50	6.25	6.50						6.33
	Interpretation/Timing			1.20	6.00	6.25	6.25	6.25	6.25						6.25
	Judges Total Program Component Score (factored)														37.40

Deductions	0.00
-------------------	-------------

Rank	Name	Nation	Starting Number	Total Segment Score	Total Element Score	Program Score (factored)	Total Component Score (factored)	Total Deductions
2	Emiliya KALEHANOVA / Uladzislau PALKHOUSKI	BLR	3	72.53	37.23		35.30	0.00

#	Executed Elements	Info	Base Value	GOE	J1	J2	J3	J4	J5	J6	J7	J8	J9	Ref	Scores of Panel
1	STw4		6.60	1.00	2	1	1	2	2						7.60
2	MiSt2		5.60	0.73	1	0	0	1	1						6.33
3	CoSp4		5.60	0.60	1	1	1	1	1						6.20
4	SILi4		4.50	1.00	2	2	2	1	1						5.50
5	RoLi4		4.50	1.20	2	2	1	2	2						5.70
6	CiSt1		4.10	0.60	1	0	1	1	1						4.70
7	ChSp1		0.60	0.60	1	1	0	1	1						1.20
			31.50												37.23
	Program Components			Factor											
	Skating Skills			1.20	5.75	5.50	5.75	6.00	6.00						5.83
	Transitions/Linking Footwork/Movement			1.20	5.75	5.25	5.75	5.75	5.75						5.75
	Performance/Execution			1.20	6.00	5.75	6.00	6.25	6.00						6.00
	Composition/Choreography			1.20	6.00	5.75	6.00	6.00	6.00						6.00
	Interpretation/Timing			1.20	6.00	5.75	6.25	5.75	5.75						5.83
	Judges Total Program Component Score (factored)														35.30

Deductions	0.00
-------------------	-------------

Rostelecom Crystal Skate 2015

ICE DANCE, JUNIORS FREE DANCE

JUDGES DETAILS PER SKATER

Rank	Name	Nation	Starting Number	Total Segment Score	Total Element Score	Program Score (factored)	Total Component Score (factored)	Total Deductions
3	Daria RUMIANTSEVA / Dmitry RYABCHENKO	RUS	1	65.23	33.73		31.50	0.00

#	Executed Elements	Info	Base Value	GOE	J1	J2	J3	J4	J5	J6	J7	J8	J9	Ref	Scores of Panel
1	CoSp4		5.60	0.60	1	1	1	1	1						6.20
2	CiSt1		4.10	-0.17	-1	-1	0	0	0						3.93
3	STw4		6.60	0.00	0	0	-1	0	0						6.60
4	RoLi4		4.50	0.60	1	1	0	1	1						5.10
5	DiSt2		5.60	0.00	0	0	0	0	1						5.60
6	CuLi4		4.50	0.60	1	1	0	1	2						5.10
7	ChSp1		0.60	0.60	1	1	0	1	1						1.20
			31.50												33.73
	Program Components			Factor											
	Skating Skills			1.20	5.25	5.50	5.00	5.25	5.75						5.33
	Transitions/Linking Footwork/Movement			1.20	5.00	5.50	4.75	4.75	5.50						5.08
	Performance/Execution			1.20	5.25	5.50	5.00	5.25	5.75						5.33
	Composition/Choreography			1.20	5.25	5.75	5.00	5.00	5.50						5.25
	Interpretation/Timing			1.20	5.25	5.75	5.00	5.00	5.50						5.25
	Judges Total Program Component Score (factored)														31.50

Deductions	0.00
-------------------	-------------

Rank	Name	Nation	Starting Number	Total Segment Score	Total Element Score	Program Score (factored)	Total Component Score (factored)	Total Deductions
4	Guoste DAMULEVICIUTE / Deividas KIZALA	LTU	2	57.70	27.80		29.90	0.00

#	Executed Elements	Info	Base Value	GOE	J1	J2	J3	J4	J5	J6	J7	J8	J9	Ref	Scores of Panel
1	CiSt1		4.10	0.20	0	0	0	1	1						4.30
2	CoSp2		3.60	0.00	0	0	0	0	0						3.60
3	STw2		4.60	0.00	0	0	0	0	1						4.60
4	SiLi4		4.50	0.60	1	1	0	1	1						5.10
5	DiSt1		4.10	0.00	0	0	0	0	0						4.10
6	RoLi4		4.50	0.60	1	1	1	0	1						5.10
7	ChSp1		0.60	0.40	1	0	0	1	1						1.00
			26.00												27.80
	Program Components			Factor											
	Skating Skills			1.20	4.75	4.75	4.50	5.50	5.50						5.00
	Transitions/Linking Footwork/Movement			1.20	4.75	4.75	4.50	5.25	5.25						4.92
	Performance/Execution			1.20	5.00	5.00	4.75	5.50	5.75						5.17
	Composition/Choreography			1.20	5.00	4.75	4.50	5.25	5.50						5.00
	Interpretation/Timing			1.20	4.75	4.75	4.75	5.00	5.50						4.83
	Judges Total Program Component Score (factored)														29.90

Deductions	0.00
-------------------	-------------